

**FEDERAL PROCUREMENT DATA SYSTEM**

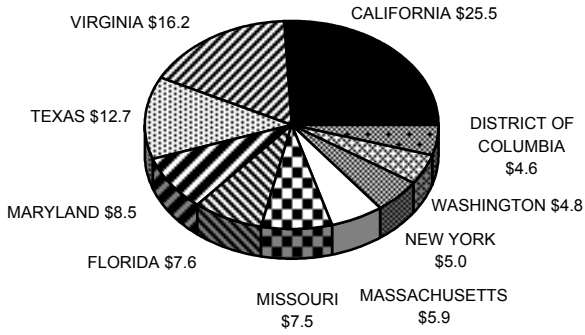
**SECTION II**  
**GEOGRAPHIC VIEWS**

FEDERAL PROCUREMENT DATA SYSTEM  
**FEDERAL PROCUREMENT BY STATE SUMMARY**  
 Actions Reported Individually on SF279  
 Fiscal Year 2001 Through Fourth Quarter

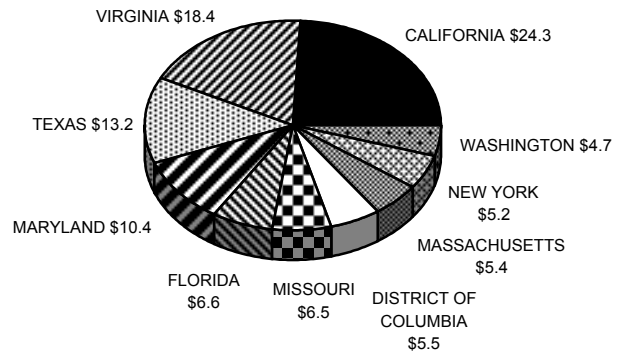
	Dollars (000)	Percent of Dollars	Dollar Rank	Rank Last FY	Rank Per Capita
<b>TOTAL FEDERAL</b>	<b>207,598,056</b>	<b>100.00</b>			
ALABAMA	4,722,814	2.27	15	14	10
ALASKA	1,079,338	0.52	36	36	5
ARIZONA	5,044,683	2.43	13	11	12
ARKANSAS	578,686	0.28	41	43	49
CALIFORNIA	27,361,185	13.18	1	1	17
COLORADO	4,147,021	2.00	18	17	13
CONNECTICUT	4,534,714	2.18	16	24	6
DELAWARE	108,325	0.05	51	51	51
DISTRICT OF COLUMBIA	10,102,038	4.87	5	6	1
FLORIDA	8,041,745	3.87	6	5	25
GEORGIA	6,961,658	3.35	7	13	16
HAWAII	1,419,724	0.68	32	33	8
IDAHO	1,147,864	0.55	35	32	7
ILLINOIS	3,344,980	1.61	21	20	43
INDIANA	2,455,620	1.18	25	26	32
IOWA	737,347	0.36	39	37	46
KANSAS	1,205,578	0.58	34	35	30
KENTUCKY	1,394,533	0.67	33	23	38
LOUISIANA	2,437,833	1.17	26	21	24
MAINE	600,176	0.29	40	38	28
MARYLAND	10,186,300	4.91	4	4	4
MASSACHUSETTS	6,390,355	3.08	9	10	11
MICHIGAN	2,871,180	1.38	23	28	42
MINNESOTA	1,740,962	0.84	30	29	45
MISSISSIPPI	1,761,943	0.85	29	27	21
MISSOURI	6,392,576	3.08	8	8	9
MONTANA	325,372	0.16	47	48	35
NEBRASKA	333,977	0.16	45	45	50
NEVADA	957,215	0.46	37	39	27
NEW HAMPSHIRE	556,649	0.27	42	44	29
NEW JERSEY	3,529,171	1.70	20	19	31
NEW MEXICO	5,044,830	2.43	12	18	3
NEW YORK	5,023,387	2.42	14	7	44
NORTH CAROLINA	2,545,841	1.23	24	25	39
NORTH DAKOTA	243,814	0.12	49	50	34
OHIO	4,524,200	2.18	17	16	33
OKLAHOMA	1,966,289	0.95	28	30	23
OREGON	809,834	0.39	38	40	48
PENNSYLVANIA	6,024,507	2.90	10	9	26
RHODE ISLAND	327,576	0.16	46	42	40
SOUTH CAROLINA	2,986,999	1.44	22	22	18
SOUTH DAKOTA	262,093	0.13	48	49	37
TENNESSEE	3,837,687	1.85	19	12	20
TEXAS	14,689,490	7.08	3	3	19
UTAH	2,006,768	0.97	27	31	14
VERMONT	352,443	0.17	44	47	22
VIRGINIA	26,030,139	12.54	2	2	2
WASHINGTON	5,197,194	2.50	11	15	15
WEST VIRGINIA	434,100	0.21	43	41	47
WISCONSIN	1,556,897	0.75	31	34	41
WYOMING	177,977	0.09	50	46	36
U.S. OUTLYING AREAS	1,084,429	0.52			

**FEDERAL PROCUREMENT DATA SYSTEM**  
**TOP 10 STATES BY PROCUREMENT FOR LAST 5 YEARS (Billions)**  
**Actions Reported Individually on SF279**

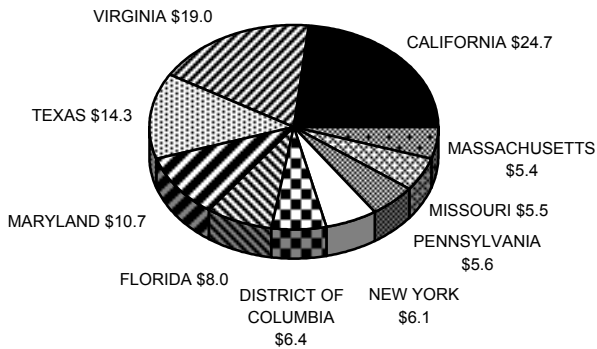
**FISCAL YEAR 1997**



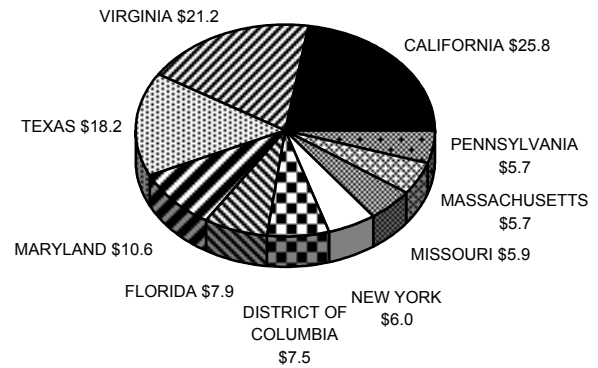
**FISCAL YEAR 1998**



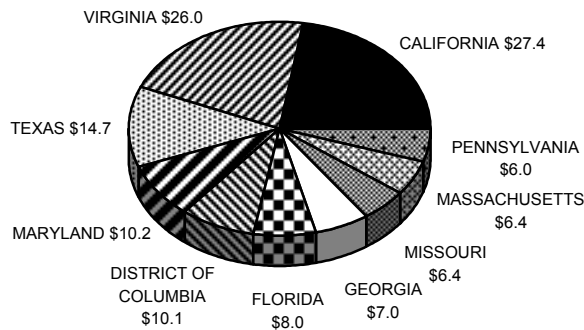
**FISCAL YEAR 1999**



**FISCAL YEAR 2000**



**FISCAL YEAR 2001  
(Year to Date)**



FEDERAL PROCUREMENT DATA SYSTEM  
**FEDERAL PROCUREMENT DOLLARS BY STATE**  
 Fiscal Year 2001 Through Fourth Quarter

**ALABAMA**

Population 4,447,100

Total Procurement By Place of Performance \$4,722,814

Per Capita Procurement \$1,062.00

Rank Per Capita 10

Rank Per Capita Last Year 7

TOP FIVE COUNTIES					
NAME OF COUNTIES	CIVILIAN AGENCIES		DEPT OF DEFENSE		TOTAL (000)
	SMALL DIS-ADVANTAGED (000)	OTHER (000)	SMALL-DIS ADVANTAGED (000)	OTHER (000)	
1. MADISON	109,623	434,536	345,457	1,940,301	2,829,917
2. MOBILE	450,657	14,935	5,033	99,728	570,353
3. MONTGOMERY	1,192	28,554	87,214	200,612	317,572
4. DALE	0	28,159	9,512	270,992	308,673
5. JEFFERSON	8,943	105,449	1,930	96,598	212,920
TOP FIVE AGENCIES WITH PLACE OF PERFORMANCE IN THIS STATE (000)					
1. DEFENSE, DEPARTMENT OF					3,426,965
2. GENERAL SERVICES ADMINISTRATION					593,818
3. NATIONAL AERONAUTICS AND SPACE ADMINISTRATION					462,774
4. VETERANS AFFAIRS, DEPARTMENT OF					68,397
5. HEALTH AND HUMAN SERVICES, DEPARTMENT OF					41,982
TOP FIVE CONTRACTING OFFICES LOCATED IN THIS STATE (000)					
ARMY, AVIATION & MISSILE COMMAND, REDSTONE ARSENAL (AH230)					3,890,321
ARMY, AVIATION & MISSILE COMMAND, REDSTONE ARSENAL (AH010)					3,222,141
NASA, MARSHALL SPACE FLIGHT CENTER					1,705,626
ARMY, SPACE & STRATEGIC DEFENSE COMMAND, HUNTSVILLE					1,322,332
ARMY, ENGINEER & SUPPORT, HUNTSVILLE					583,347
TYPE OF PRODUCT OR SERVICE	SMALL BUSINESS (000)	LARGE BUSINESS (000)	STATE & LOCAL GOV'T (000)	NON-PROFIT & OTHER (000)	TOTAL (000)
CONSTRUCTION	169,800	30,716	0	1,084	201,600
R & D	442,907	1,199,959	31	47,938	1,690,835
SERVICES	948,418	995,919	2,177	38,159	1,984,673
SUPPLIES & EQUIPMENT	344,868	503,857	0	-3,019	845,706
TOTAL	1,905,993	2,730,451	2,208	84,162	4,722,814
TOP CONTRACTORS PERFORMING IN THIS STATE					
CIVILIAN AGENCIES CONTRACTORS	DOLLARS (000)	DEPARTMENT OF DEFENSE CONTRACTORS		DOLLARS (000)	
1. BOEING COMPANY THE	101,922	1. BOEING COMPANY THE		1,010,414	
2. COMPUTER SCIENCES CORPORATION	87,170	2. DYNCORP		179,751	
3. AMERISOURCE BERGEN CORP	35,954	3. NORTHROP GRUMMAN CORP		98,658	
4. JACOBS ENGINEERING GROUP INC	31,465	4. COMPUTER SCIENCES CORPORATION		90,877	
5. LOCKHEED MARTIN CORPORATION	29,972	5. PEMCO AVIATION GROUP INC		89,571	
6. US HELICOPTER INC	27,917	6. MEVATEC CORPORATION		86,304	
7. CARLYLE GROUP THE	23,466	7. CAS INC		74,234	
8. UNIVERSITY OF ALABAMA	21,973	8. INTERGRAPH CORPORATION		72,328	
9. COMPUTER SYSTEMS TECHNOLOGY	21,946	9. CARLYLE GROUP THE		70,308	
10. SOUTHERN RESEARCH INSTITUTE INC	21,783	10. IDT HOLDINGS LLC		65,010	

FEDERAL PROCUREMENT DATA SYSTEM  
**FEDERAL PROCUREMENT DOLLARS BY STATE**  
 Fiscal Year 2001 Through Fourth Quarter

**ALASKA**

Population 626,932

Total Procurement By Place of Performance \$1,079,338

Per Capita Procurement \$1,721.62

Rank Per Capita 5

Rank Per Capita Last Year 5

TOP FIVE COUNTIES					
NAME OF COUNTIES	CIVILIAN AGENCIES		DEPT OF DEFENSE		TOTAL (000)
	SMALL DIS-ADVANTAGED (000)	OTHER (000)	SMALL-DIS ADVANTAGED (000)	OTHER (000)	
1. ANCHORAGE	34,089	52,748	135,605	263,882	486,324
2. FAIRBANKS NORTH	693	22,607	40,718	158,525	222,543
3. KODIAK ISLAND	27,033	19,003	1,704	13,727	61,467
4. YUKON-KOYUKUK	412	788	4,076	53,600	58,876
5. ALEUTIANS WEST	990	6,362	18,961	29,705	56,018
TOP FIVE AGENCIES WITH PLACE OF PERFORMANCE IN THIS STATE (000)					
1. DEFENSE, DEPARTMENT OF					833,881
2. TRANSPORTATION, DEPARTMENT OF					59,348
3. GENERAL SERVICES ADMINISTRATION					49,580
4. INTERIOR, DEPARTMENT OF THE					47,305
5. AGRICULTURE, DEPARTMENT OF					30,232
TOP FIVE CONTRACTING OFFICES LOCATED IN THIS STATE (000)					
ARMY, ENGINEER DISTRICT, ANCHORAGE					254,283
USAF, 3 CONS/LGC MGMT ANAL & SUPT FLIGHT, ELMENDORF AFB					106,131
ARMY, FORT RICHARDSON GARRISON					41,049
USAF, 354 CONS/LGC, MGMT ANAL & SUPT FLIGHT, EIELSON AFB					40,165
ARMY, ENGINEER DISTRICT (CIVIL), ANCHORAGE					21,089
TYPE OF PRODUCT OR SERVICE	SMALL BUSINESS (000)	LARGE BUSINESS (000)	STATE & LOCAL GOV'T (000)	NON-PROFIT & OTHER (000)	TOTAL (000)
CONSTRUCTION	282,567	150,927	-1	387	433,880
R & D	7,026	5,258	649	8,849	21,782
SERVICES	224,514	187,792	4,159	13,601	430,066
SUPPLIES & EQUIPMENT	135,401	57,269	42	898	193,610
TOTAL	649,508	401,246	4,849	23,735	1,079,338
TOP CONTRACTORS PERFORMING IN THIS STATE					
CIVILIAN AGENCIES CONTRACTORS	DOLLARS (000)	DEPARTMENT OF DEFENSE CONTRACTORS		DOLLARS (000)	
1. UNIT/KANAJ'IQ JV	15,399	1. ARCTIC SLOPE REGIONAL CORP		81,032	
2. CHUGACH ALASKA CORPORATION	12,154	2. ARCTEC SERVICES		38,771	
3. ALEUT CORPORATION THE	11,829	3. CHUGACH ALASKA CORPORATION		35,512	
4. UNIVERSITY OF ALASKA	9,772	4. JACOBS ENGINEERING GROUP INC		34,367	
5. F & R INC	7,760	5. BRISTOL BAY NATIVE CORPORATION		29,785	
6. SOUTHEAST ROAD BUILDERS INC	7,140	6. ARCTEC ALASKA JV		27,906	
7. CHENEGA CORPORATION	6,274	7. CROWLEY MARITIME CORPORATION		26,105	
8. SCIENCE APPLICATIONS INTL CORP	6,183	8. LYNDEN INC		24,608	
9. BOOZ ALLEN & HAMILTON INC	5,896	9. CHOCCIUNG LIMITED INC		24,233	
10. BRISTOL BAY NATIVE CORPORATION	5,889	10. HALLIBURTON COMPANY		23,897	

FEDERAL PROCUREMENT DATA SYSTEM  
**FEDERAL PROCUREMENT DOLLARS BY STATE**  
 Fiscal Year 2001 Through Fourth Quarter

**ARIZONA**

Population 5,130,632

Total Procurement By Place of Performance \$5,044,683

Per Capita Procurement \$983.25

Rank Per Capita 12

Per Capita Rank Last Year 10

TOP FIVE COUNTIES					
NAME OF COUNTIES	CIVILIAN AGENCIES		DEPT OF DEFENSE		TOTAL (000)
	SMALL DIS-ADVANTAGED (000)	OTHER (000)	SMALL-DIS ADVANTAGED (000)	OTHER (000)	
1. MARICOPA	13,660	180,789	15,901	2,543,091	2,753,441
2. PIMA	14,261	54,954	19,735	1,746,187	1,835,137
3. COCHISE	375	65,541	23,176	123,574	212,666
5. YUMA	1,585	5,961	13,534	68,790	89,970
5. APACHE	9,409	18,225	103	548	28,285
TOP FIVE AGENCIES WITH PLACE OF PERFORMANCE IN THIS STATE (000)					
1. DEFENSE, DEPARTMENT OF					4,583,683
2. INTERIOR, DEPARTMENT OF THE					164,286
3. NATIONAL AERONAUTICS AND SPACE ADMINISTRATION					73,714
4. GENERAL SERVICES ADMINISTRATION					48,367
5. HEALTH AND HUMAN SERVICES, DEPARTMENT OF					47,653
TOP FIVE CONTRACTING OFFICES LOCATED IN THIS STATE (000)					
INTERIOR, ACQUISITION SERVICES DIVISION, FORT HUACHUCA					417,278
ARMY, COMMUNICATIONS-ELECTRONICS, FORT HUACHUCA					130,670
ARMY, INTELLIGENCE CENTER, FORT HUACHUCA					129,793
USAF, 56 CONS/CC, LUKE AFB					35,537
USAF, 355 CONS/CC, DAVIS-MONTHAN AFB					25,796
TYPE OF PRODUCT OR SERVICE	SMALL BUSINESS (000)	LARGE BUSINESS (000)	STATE & LOCAL GOV'T (000)	NON-PROFIT & OTHER (000)	TOTAL (000)
CONSTRUCTION	121,972	50,048	479	823	173,322
R & D	157,409	721,322	75	18,065	896,871
SERVICES	190,790	1,141,907	2,297	34,362	1,369,356
SUPPLIES & EQUIPMENT	182,440	2,033,156	0	389,538	2,605,134
TOTAL	652,611	3,946,433	2,851	442,788	5,044,683
TOP CONTRACTORS PERFORMING IN THIS STATE					
CIVILIAN AGENCIES CONTRACTORS	DOLLARS (000)	DEPARTMENT OF DEFENSE CONTRACTORS		DOLLARS (000)	
1. TRW INC	47,293	1. RAYTHEON COMPANY		1,361,739	
2. ORBITAL SCIENCES CORPORATION	39,330	2. BOEING COMPANY THE		690,545	
3. HONEYWELL INTERNATIONAL INC	18,423	3. TRIWEST HEALTHCARE ALLIANCE CO		554,322	
4. SPECTRUM ASTRO INC	17,431	4. HONEYWELL INTERNATIONAL INC		483,827	
5. IT GROUP INC THE	13,786	5. RAYPHEON/LOCKHEED MARTIN JAVE		328,546	
6. BARNARD CONSTRUCTION COMPANY	12,801	6. MOTOROLA INC		255,374	
7. UNITED INTL INVESTIGATION	9,469	7. SPECTRUM ASTRO INC		116,501	
8. TITAN CORPORATION THE	8,854	8. IRIDIUM SATELLITE LLC		73,544	
9. MOTOROLA INC	7,790	9. ORBITAL SCIENCES CORPORATION		47,634	
10. COLORADO RIVER INDIAN TRIBES	7,585	10. TALLEY INDUSTRIES INC		42,006	

FEDERAL PROCUREMENT DATA SYSTEM  
**FEDERAL PROCUREMENT DOLLARS BY STATE**  
 Fiscal Year 2001 Through Fourth Quarter

**ARKANSAS**

Population 2,673,400

Total Procurement By Place of Performance \$578,686

Per Capita Procurement \$216.46

Rank Per Capita 49

Rank Per Capita Last Year 50

TOP FIVE COUNTIES					
NAME OF COUNTIES	CIVILIAN AGENCIES		DEPT OF DEFENSE		TOTAL (000)
	SMALL DIS- ADVAN- TAGED (000)	OTHER (000)	SMALL-DIS ADVAN- TAGED (000)	OTHER (000)	
1. PULASKI	4,642	35,546	10,754	118,540	169,482
2. JEFFERSON	3,458	1,573	2,663	93,965	101,659
3. SAINT FRANCIS	121	89,011	0	0	89,132
4. DESHA	0	0	0	21,306	21,306
5. WASHINGTON	0	3,425	0	14,700	18,135
TOP FIVE AGENCIES WITH PLACE OF PERFORMANCE IN THIS STATE (000)					
1. DEFENSE, DEPARTMENT OF					384,750
2. JUSTICE, DEPARTMENT OF					93,087
3. AGRICULTURE, DEPARTMENT OF					40,063
4. VETERANS AFFAIRS, DEPARTMENT OF					22,247
5. GENERAL SERVICES ADMINISTRATION					15,321
TOP FIVE CONTRACTING OFFICES LOCATED IN THIS STATE (000)					
ARMY, ENGINEER DISTRICT (CIVIL), LITTLE ROCK					41,437
USAF, 314 CONS/CC, LITTLE ROCK					28,237
VA MEDICAL CENTER, NORTH LITTLE ROCK					17,543
ARMY, ENGINEER DISTRICT, LITTLE ROCK					13,715
ARMY, USPFO FOR ARKANSAS, NORTH LITTLE ROCK					9,521
TYPE OF PRODUCT OR SERVICE	SMALL BUSINESS (000)	LARGE BUSINESS (000)	STATE & LOCAL GOV'T (000)	NON- PROFIT & OTHER (000)	TOTAL (000)
CONSTRUCTION	44,074	117,805	0	0	161,879
R & D	2,234	7,927	0	0	10,161
SERVICES	106,121	120,944	1,391	19,956	248,412
SUPPLIES & EQUIPMENT	50,988	92,958	0	14,288	158,234
TOTAL	203,417	339,634	1,391	34,244	578,686
TOP CONTRACTORS PERFORMING IN THIS STATE					
CIVILIAN AGENCIES CONTRACTORS	DOLLARS (000)	DEPARTMENT OF DEFENSE CONTRACTORS		DOLLARS (000)	
1. FLINT RESOURCES COMPANY INC	86,740	1. RAYTHEON COMPANY		81,561	
2. CONAGRA FOODS INC	12,449	2. AIR TRANSPORT INTERNATIONAL LL		69,909	
3. DEL-JEN INC	5,915	3. ZODIAC SA		17,640	
4. RICELAND FOODS INC	5,786	4. JONES JA/ATKINSON CONSTRUCTOR		14,693	
5. TYSON FOODS INC	3,937	5. TYSON FOODS INC		13,601	
6. ALLEN CANNING COMPANY INC	3,827	6. B A E SYSTEMS PLC		9,177	
7. SUPERIOR PROTECTION SERVICE INC	3,710	7. BANCROFT CAP COMPANY INC		8,949	
8. DCT INCORPORATED	3,068	8. HARPER INDUSTRIES INC		8,478	
9. ENTERGY CORPORATION	2,992	9. MUNRO & COMPANY INC		8,174	
10. KESSER INTERNATIONAL INC	2,832	10. ENTERGY CORPORATION		7,223	

FEDERAL PROCUREMENT DATA SYSTEM  
**FEDERAL PROCUREMENT DOLLARS BY STATE**  
 Fiscal Year 2001 Through Fourth Quarter

**CALIFORNIA**

Population 33,871,648

Total Procurement By Place of Performance \$27,361,185

Per Capita Procurement \$807.79

Rank Per Capita 17

Rank Per Capita Last Year 15

TOP FIVE COUNTIES					
NAME OF COUNTIES	CIVILIAN AGENCIES		DEPT OF DEFENSE		TOTAL (000)
	SMALL DIS-ADVANTAGED (000)	OTHER (000)	SMALL-DIS ADVANTAGED (000)	OTHER (000)	
1. LOS ANGELES	68,638	2,415,105	161,005	7,422,292	10,067,040
2. SANTA CLARA	74,427	660,089	8,926	2,731,600	3,475,042
3. SAN DIEGO	45,299	501,668	159,497	2,703,486	3,409,950
4. ORANGE	20,598	326,627	42,877	1,715,706	2,105,808
5. ALAMEDA	38,473	1,892,259	20,907	151,185	2,102,824
TOP FIVE AGENCIES WITH PLACE OF PERFORMANCE IN THIS STATE (000)					
1. DEFENSE, DEPARTMENT OF					19,862,476
2. NATIONAL AERONAUTICS AND SPACE ADMINISTRATION					2,570,559
3. ENERGY, DEPARTMENT OF					2,084,141
4. GENERAL SERVICES ADMINISTRATION					663,868
5. JUSTICE, DEPARTMENT OF					447,144
TOP FIVE CONTRACTING OFFICES LOCATED IN THIS STATE (000)					
ENERGY, SAN FRANCISCO OPERATIONS OFFICE, OAKLAND					2,093,038
NASA, JET PROPULSION LABORATORY, PASADENA					1,421,386
NAVY, FACILITIES ENGINEERING COMMAND, SAN DIEGO					847,005
USAF, SMC/PKZ DEFENSE SUPPORT SYS, LOS ANGELES					846,754
USAF, SMC/PK2, LOS ANGELES					709,848
TYPE OF PRODUCT OR SERVICE	SMALL BUSINESS (000)	LARGE BUSINESS (000)	STATE & LOCAL GOV'T (000)	NON-PROFIT & OTHER (000)	TOTAL (000)
CONSTRUCTION	710,182	897,602	0	9,217	1,617,001
R & D	614,205	4,432,531	84	1,136,273	6,183,093
SERVICES	1,685,336	5,626,241	31,768	3,250,255	10,593,600
SUPPLIES & EQUIPMENT	1,285,462	7,482,378	1,911	197,740	8,967,491
TOTAL	4,295,185	18,438,752	33,763	4,593,485	27,361,185
TOP CONTRACTORS PERFORMING IN THIS STATE					
CIVILIAN AGENCIES CONTRACTORS	DOLLARS (000)	DEPARTMENT OF DEFENSE CONTRACTORS		DOLLARS (000)	
1. UNIVERSITY OF CALIFORNIA THE	1,813,316	1. BOEING COMPANY THE		4,443,031	
2. CALIFORNIA INSTITUTE OF TECHNO	1,418,208	2. LOCKHEED MARTIN CORPORATION		2,697,125	
3. BOEING COMPANY THE	461,569	3. HEALTH NET INC		939,330	
4. STANFORD LELAND JUNIOR UNIV	252,432	4. NORTHROP GRUMMAN CORP		847,093	
5. HENSEL PHELPS CONSTRUCTION CO	232,126	5. RAYTHEON COMPANY		792,293	
6. LOCKHEED MARTIN CORPORATION	138,188	6. TRW INC		668,064	
7. SCIENCE APPLICATIONS INTL CORP	129,922	7. SCIENCE APPLICATIONS INTL CORP		555,172	
8. AMERISOURCE BERGEN CORP	82,833	8. AEROSPACE CORPORATION THE		442,933	
9. TRW INC	67,696	9. GENERAL DYNAMICS CORPORATION		342,740	
10. GENERAL ATOMIC TECHNOLOGIES CO	62,641	10. ITT INDUSTRIES INC		222,497	



FEDERAL PROCUREMENT DATA SYSTEM  
**FEDERAL PROCUREMENT DOLLARS BY STATE**  
 Fiscal Year 2001 Through Fourth Quarter

**COLORADO**

Population 4,301,261

Total Procurement By Place of Performance \$4,147,021

Per Capita Procurement \$964.14

Rank Per Capita 13

Rank Per Capita Last Year 11

TOP FIVE COUNTIES					
NAME OF COUNTIES	CIVILIAN AGENCIES		DEPT OF DEFENSE		TOTAL (000)
	SMALL DIS-ADVANTAGED (000)	OTHER (000)	SMALL-DIS ADVANTAGED (000)	OTHER (000)	
1. EL PASO	40,602	53,184	148,789	880,403	1,122,978
2. JEFFERSON	28,612	957,535	1,616	14,070	1,001,833
3. DENVER	36,711	192,602	2,441	626,710	858,464
4. ARAPAHOE	7,605	122,101	-480	296,683	426,009
5. BOULDER	11,860	227,393	692	112,978	353,923
TOP FIVE AGENCIES WITH PLACE OF PERFORMANCE IN THIS STATE (000)					
1. DEFENSE, DEPARTMENT OF					2,276,688
2. ENERGY, DEPARTMENT OF					960,840
3. GENERAL SERVICES ADMINISTRATION					203,162
4. NATIONAL AERONAUTICS AND SPACE ADMINISTRATION					166,689
5. INTERIOR, DEPARTMENT OF THE					163,738
TOP FIVE CONTRACTING OFFICES LOCATED IN THIS STATE (000)					
DOD, CIVILIAN HLTH & MED PGRM-UNIFORMED SVCS, AURORA					2,348,919
ENERGY, ROCKY FLATS OFFICE, GOLDEN					646,583
USAF, 21ST CONS/LGC, PATTERSON AFB					227,279
ENERGY, GOLDEN FIELD BLVD, GOLDEN					218,575
GSA, FTS CONTRACTING STAFF, DENVER					152,710
TYPE OF PRODUCT OR SERVICE	SMALL BUSINESS (000)	LARGE BUSINESS (000)	STATE & LOCAL GOV'T (000)	NON-PROFIT & OTHER (000)	TOTAL (000)
CONSTRUCTION	180,272	72,889	63	171	253,395
R & D	55,685	974,532	241	46,386	1,076,844
SERVICES	500,735	1,537,589	2,477	252,693	2,293,494
SUPPLIES & EQUIPMENT	169,371	350,950	0	2,967	523,288
TOTAL	906,063	2,935,960	2,781	302,217	4,147,021
TOP CONTRACTORS PERFORMING IN THIS STATE					
CIVILIAN AGENCIES CONTRACTORS	DOLLARS (000)	DEPARTMENT OF DEFENSE CONTRACTORS		DOLLARS (000)	
1. KAISER-HILL COMPANY LLC	627,962	1. LOCKHEED MARTIN CORPORATION		919,744	
2. MIDWEST RESEARCH INSTITUTE INC	214,698	2. TRW INC		120,219	
3. INTL BUSINESS MACHINE CORP	91,323	3. ITT INDUSTRIES INC		119,821	
4. BALL CORPORATION	69,723	4. BERKSHIRE HATHAWAY INC		67,081	
5. LOCKHEED MARTIN CORPORATION	67,756	5. BALL CORPORATION		56,853	
6. FIRST PRESTON MANAGEMENT INC	37,591	6. SI INTERNATIONAL INC		41,066	
7. UNIVERSITY OF COLORADO	33,885	7. FOSTER WHEELER LTD		35,871	
8. MACTEC INC	24,876	8. AGILENT TECHNOLOGIES INC		34,637	
9. NORTHROP GRUMMAN CORP	21,468	9. SPACE IMAGING LP		30,303	
10. SI INTERNATIONAL INC	20,118	10. CAPCO INC		28,758	

FEDERAL PROCUREMENT DATA SYSTEM  
**FEDERAL PROCUREMENT DOLLARS BY STATE**  
 Fiscal Year 2001 Through Fourth Quarter

**CONNECTICUT**

Population 3,405,565

Total Procurement By Place of Performance \$4,534,714

Per Capita Procurement \$1,331.56

Rank Per Capita 6

Rank Per Capita Last Year 17

TOP FIVE COUNTIES					
NAME OF COUNTIES	CIVILIAN AGENCIES		DEPT OF DEFENSE		TOTAL (000)
	SMALL DIS-ADVANTAGED (000)	OTHER (000)	SMALL-DIS ADVANTAGED (000)	OTHER (000)	
1. NEW LONDON	11,032	22,606	3,298	1,714,675	1,751,611
2. FAIRFIELD	863	67,702	356	1,404,972	1,473,893
3. HARTFORD	5,177	135,432	4,756	947,177	1,092,542
4. NEW HAVEN	1,350	77,728	2,790	62,845	144,713
5. LITCHFIELD	0	1,360	82	31,489	32,931
TOP FIVE AGENCIES WITH PLACE OF PERFORMANCE IN THIS STATE (000)					
1. DEFENSE, DEPARTMENT OF					4,205,643
2. NATIONAL AERONAUTICS AND SPACE ADMINISTRATION					104,105
3. EDUCATION, DEPARTMENT OF					47,393
4. VETERANS AFFAIRS, DEPARTMENT OF					41,534
5. TRANSPORTATION, DEPARTMENT OF					40,184
TOP FIVE CONTRACTING OFFICES LOCATED IN THIS STATE (000)					
NAVY, SHIPBUILDING CONVERSION, GROTON					140,993
VA MEDICAL CENTER, WEST HAVEN					17,032
TRANSPORTATION, COAST GUARD RES & DEV CNTR, GROTON					13,213
TRANSPORTATION, COAST GUARD ACADEMY, GROTON					5,849
ARMY, USPFO FOR CONNECTICUT, HARTFORD					4,276
TYPE OF PRODUCT OR SERVICE	SMALL BUSINESS (000)	LARGE BUSINESS (000)	STATE & LOCAL GOV'T (000)	NON-PROFIT & OTHER (000)	TOTAL (000)
CONSTRUCTION	29,443	72,681	0	782	102,906
R & D	33,673	361,586	1,739	2,572	399,570
SERVICES	49,605	304,808	1,317	29,810	385,540
SUPPLIES & EQUIPMENT	173,222	2,715,143	651	757,682	3,646,698
TOTAL	285,943	3,454,218	3,707	790,846	4,534,714
TOP CONTRACTORS PERFORMING IN THIS STATE					
CIVILIAN AGENCIES CONTRACTORS	DOLLARS (000)	DEPARTMENT OF DEFENSE CONTRACTORS		DOLLARS (000)	
1. UNITED TECHNOLOGIES CORP	99,222	1. UNITED TECHNOLOGIES CORP		1,982,184	
2. COMPUTER SCIENCES CORPORATION	47,190	2. GENERAL DYNAMICS CORPORATION		1,532,213	
3. KAMAN CORPORATION	21,054	3. VOLMAR CONSTRUCTION INC		48,014	
4. KONINKLIJKE PHILIPS ELECTRONIC	13,674	4. ENGINEERED SUPPORT SYSTEMS INC		47,171	
5. HANDFORD GENERAL CONTRACTORS	9,946	5. ANALYSIS & TECHNOLOGY INC		37,709	
6. DOW CHEMICAL COMPANY THE	7,480	6. CARLYLE GROUP THE		26,157	
7. CENDANT CORPORATION	5,575	7. PURDY CORPORATION		23,671	
8. ANALYSIS & TECHNOLOGY INC	5,478	8. ELECTRO-METHODS INC		19,500	
9. GLOBAL ASSOCIATES LTD INC	5,408	9. ENSIGN-BICKFORD INDUSTRIES INC		18,984	
10. FUJI PHOTO FILM CO LTD	5,152	10. RAYTHEON COMPANY		18,649	

FEDERAL PROCUREMENT DATA SYSTEM  
**FEDERAL PROCUREMENT DOLLARS BY STATE**  
 Fiscal Year 2001 Through Fourth Quarter

**DELAWARE**

Population 783,600

Total Procurement By Place of Performance \$108,325

Per Capita Procurement \$138.24

Rank Per Capita 51

Rank Per Capita Last Year 51

TOP FIVE COUNTIES					
NAME OF COUNTIES	CIVILIAN AGENCIES		DEPT OF DEFENSE		TOTAL (000)
	SMALL DIS-ADVANTAGED (000)	OTHER (000)	SMALL-DIS ADVANTAGED (000)	OTHER (000)	
1. NEW CASTLE	1,892	21,397	1,659	30,291	55,239
2. KENT	0	780	10,441	40,282	51,503
3. SUSSEX	166	300	0	1,044	1,510
4. MILFORD	0	0	0	73	73
TOP FIVE AGENCIES WITH PLACE OF PERFORMANCE IN THIS STATE (000)					
1. DEFENSE, DEPARTMENT OF					83,790
2. GENERAL SERVICES ADMINISTRATION					6,978
3. HEALTH AND HUMAN SERVICES, DEPARTMENT OF					5,021
4. ENVIRONMENTAL PROTECTION AGENCY					3,153
5. VETERANS AFFAIRS, DEPARTMENT OF					2,248
TOP FIVE CONTRACTING OFFICES LOCATED IN THIS STATE (000)					
USAF, 436 CONS/LGC, DOVER AFB					22,089
ARMY, USPFO FOR DELAWRE, NEW CASTLE					1,987
VA MEDICAL/RO, WILMINGTON					1,472
AGRICULTURE, FARMERS HOME ADMINISTRATION, DOVER					220
TYPE OF PRODUCT OR SERVICE	SMALL BUSINESS (000)	LARGE BUSINESS (000)	STATE & LOCAL GOV'T (000)	NON-PROFIT & OTHER (000)	TOTAL (000)
CONSTRUCTION	11,805	8,161	0	0	19,966
R & D	1,738	1,166	0	735	3,639
SERVICES	16,155	12,496	340	10,902	39,893
SUPPLIES & EQUIPMENT	14,895	29,033	0	899	44,827
TOTAL	44,593	50,856	340	12,536	108,325
TOP CONTRACTORS PERFORMING IN THIS STATE					
CIVILIAN AGENCIES CONTRACTORS	DOLLARS (000)	DEPARTMENT OF DEFENSE CONTRACTORS		DOLLARS (000)	
1. BRUKER BIOSPIN CORPORATION	3,211	1. ILC INDUSTRIES INC		12,768	
2. AGILENT TECHNOLOGIES INC	2,844	2. CAESAR RODNEY SCHOOL DISTRICT		9,971	
3. GUARDIAN ENVIRONMENTAL SERVICE	1,952	3. AGILENT TECHNOLOGIES INC		8,397	
4. ECG INDUSTRIES INC	1,406	4. HARRIS MANUFACTURING COMPANY		4,646	
5. CONECTIV INC	1,356	5. DAY CONSTRUCTION CORPORATION		3,289	
6. GORE W L & ASSOCIATES INC	1,220	6. DU PONT E I DE NEMOURS AND CO		2,810	
7. DADE BEHRING HOLDINGS INC	1,165	7. CIANBRO CORPORATION		2,809	
8. LABWARE INC	1,150	8. DIMO CORP		2,489	
9. TBI BEHEER BV	721	9. GEORGE & LYNCH INC		2,292	
10. WATERS CORPORATION	653	10. UNITY INC		2,011	

FEDERAL PROCUREMENT DATA SYSTEM  
**FEDERAL PROCUREMENT DOLLARS BY STATE**  
 Fiscal Year 2001 Through Fourth Quarter

**DISTRICT OF COLUMBIA**

Population 572,059

Total Procurement By Place of Performance \$10,102,038

Per Capita Procurement \$17,659.08

Rank Per Capita 1

Rank Per Capita Last Year 1

TOP FIVE COUNTIES					
NAME OF COUNTIES	CIVILIAN AGENCIES		DEPT OF DEFENSE		TOTAL (000)
	SMALL DIS- ADVAN- TAGED (000)	OTHER (000)	SMALL-DIS ADVAN- TAGED (000)	OTHER (000)	
1. DISTRICT OF COL	1,013,565	7,455,555	177,718	1,455,200	10,102,038
TOP FIVE AGENCIES WITH PLACE OF PERFORMANCE IN THIS STATE (000)					
1. GENERAL SERVICES ADMINISTRATION					3,364,701
2. DEFENSE, DEPARTMENT OF					1,632,918
3. TREASURY, DEPARTMENT OF THE					1,081,933
4. JUSTICE, DEPARTMENT OF					670,060
5. AGENCY FOR INTERNATIONAL DEVELOPMENT					526,171
TOP FIVE CONTRACTING OFFICES LOCATED IN THIS STATE (000)					
NAVY, SEA SYSTEMS COMMAND (BZ002)					8,955,578
ARMY, DEFENSE SUPPLY SERVICES					1,728,646
GSA, FTS/FINANCIAL MGT SYSTEMS SOFTWARE CENTER					1,482,167
TREASURY, INTERNAL REVENUE SERVICE, ACQUISITION DIVISION					1,229,367
EDUCATION, CONTRACTS AND PURCHASING OPERATION					907,488
TYPE OF PRODUCT OR SERVICE	SMALL BUSINESS (000)	LARGE BUSINESS (000)	STATE & LOCAL GOV'T (000)	NON- PROFIT & OTHER (000)	TOTAL (000)
CONSTRUCTION	231,097	383,118	0	107	614,322
R & D	66,253	117,859	0	109,028	293,140
SERVICES	1,796,280	5,300,326	6,562	316,737	7,419,905
SUPPLIES & EQUIPMENT	736,043	914,034	420	124,174	1,774,671
TOTAL	2,829,673	6,715,337	6,982	550,046	10,102,038
TOP CONTRACTORS PERFORMING IN THIS STATE					
CIVILIAN AGENCIES CONTRACTORS	DOLLARS (000)	DEPARTMENT OF DEFENSE CONTRACTORS		DOLLARS (000)	
1. AMERICAN MANAGEMENT SYSTEMS	1,504,899	1. A T & T CORP		210,366	
2. DAIMLERCHRYSLER AG	332,241	2. WORLDCOM INC		74,993	
3. SCIENCE APPLICATIONS INTL CORP	231,759	3. COAKLEY & WILLIAMS CONSTRUCT		58,934	
4. LOCKHEED MARTIN CORP	230,353	4. AMERICAN SOCIETY FOR ENGINEER		40,521	
5. NORTHROP GRUMMAN CORP	128,650	5. INTERNATIONAL SHIPHOLDING CORP		28,572	
6. BOOZ ALLEN & HAMILTON INC	123,208	6. XEROX CORPORATION		27,805	
7. ELECTRONIC DATA SYSTEMS CORP	121,170	7. KPMG LLP		26,985	
8. TBI BEHEER BV	116,167	8. BAE SYSTEMS PLC		25,275	
9. PLANETGOV INC	109,341	9. IT GROUP INC THE		25,031	
10. DYNCORP	107,281	10. W P P GROUP PLC		23,689	

FEDERAL PROCUREMENT DATA SYSTEM  
**FEDERAL PROCUREMENT DOLLARS BY STATE**  
 Fiscal Year 2001 Through Fourth Quarter

**FLORIDA**

Population 15,982,378

Total Procurement By Place of Performance \$8,041,745

Per Capita Procurement \$503.16

Rank Per Capita 25

Rank Per Capita Last Year 28

TOP FIVE COUNTIES					
NAME OF COUNTIES	CIVILIAN AGENCIES		DEPT OF DEFENSE		TOTAL (000)
	SMALL DIS-ADVANTAGED (000)	OTHER (000)	SMALL-DIS ADVANTAGED (000)	OTHER (000)	
1. ORANGE	2,712	39,687	72,647	1,569,254	1,684,300
2. BREVARD	31,942	587,159	71,851	933,679	1,624,631
3. PALM BEACH	16,992	58,896	671	1,145,681	1,222,240
4. PINELLAS	2,447	49,896	15,805	593,252	661,400
5. DUVAL	2,048	120,784	24,550	382,329	529,711
TOP FIVE AGENCIES WITH PLACE OF PERFORMANCE IN THIS STATE (000)					
1. DEFENSE, DEPARTMENT OF					6,614,833
2. NATIONAL AERONAUTICS AND SPACE ADMINISTRATION					668,067
3. GENERAL SERVICES ADMINISTRATION					155,695
4. VETERANS AFFAIRS, DEPARTMENT OF					141,258
5. STATE, DEPARTMENT OF					97,024
TOP FIVE CONTRACTING OFFICES LOCATED IN THIS STATE (000)					
NASA, KENNEDY SPACE CENTER					834,267
DOD, SPECIAL OPERATIONS COMMAND, MACDILL AFB					311,917
USAF, 45 CONS/LGC, PATRICL AFB					306,056
USAF, AAC/YUK, ELGIN AFB					291,101
USAF, AAC/YHK, ELGIN AFB					248,321
TYPE OF PRODUCT OR SERVICE	SMALL BUSINESS (000)	LARGE BUSINESS (000)	STATE & LOCAL GOV'T (000)	NON-PROFIT & OTHER (000)	TOTAL (000)
CONSTRUCTION	331,456	282,103	26	815	614,400
R & D	133,977	1,422,993	165	43,400	1,600,535
SERVICES	695,896	1,904,513	9,617	81,238	2,691,264
SUPPLIES & EQUIPMENT	478,362	2,332,560	43	324,581	3,135,546
<b>TOTAL</b>	<b>1,639,691</b>	<b>5,942,169</b>	<b>9,851</b>	<b>450,034</b>	<b>8,041,745</b>
TOP CONTRACTORS PERFORMING IN THIS STATE					
CIVILIAN AGENCIES CONTRACTORS	DOLLARS (000)	DEPARTMENT OF DEFENSE CONTRACTORS		DOLLARS (000)	
1. SPACE GATEWAY SUPPORT	261,404	1. UNITED TECHNOLOGIES CORP		1,118,628	
2. BOEING COMPANY THE	133,506	2. LOCKHEED MARTIN CORPORATION		855,693	
3. DYNACORP	77,380	3. NORTHROP GRUMMAN CORP		513,265	
4. DELTA LAUNCH SERVICES INC	61,915	4. LONGBOW LIMITED LIABILITY CORP		423,764	
5. CROWLEY MARITIME CORPORATION	44,264	5. OWEN CORPORATION SYS GROUP		200,130	
6. SPACEHAB INC	43,924	6. RAYTHEON COMPANY		195,522	
7. AMERISOURCE BERGEN CORP	29,861	7. HARRIS CORPORATION		184,326	
7. UNITED TECHNOLOGIES CORP	25,963	8. JACOBS ENGINEERING GROUP INC		136,207	
8. DYNACS INC	25,667	9. HONEYWELL INTERNATIONAL INC		114,196	
10. A T & T CORP	21,835	10. ADVANCED TECHNICAL PRODUCTS		74,572	

FEDERAL PROCUREMENT DATA SYSTEM  
**FEDERAL PROCUREMENT DOLLARS BY STATE**  
 Fiscal Year 2001 Through Fourth Quarter

**GEORGIA**

Population 8,186,453

Total Procurement By Place of Performance \$6,961,658

Per Capita Procurement \$850.39

Rank Per Capita 16

Rank Per Capita Last Year 25

TOP FIVE COUNTIES					
NAME OF COUNTIES	CIVILIAN AGENCIES		DEPT OF DEFENSE		TOTAL (000)
	SMALL DIS-ADVANTAGED (000)	OTHER (000)	SMALL-DIS ADVANTAGED (000)	OTHER (000)	
1. COBB	365	79,355	11,734	4,656,791	4,748,245
2. FULTON	40,979	482,409	34,623	227,640	785,651
3. CHATHAM	161	52,778	12,268	147,556	212,763
4. HOUSTON	7,704	15,894	33,577	142,552	199,727
5. MUSCOGEE	123	1,398	13,133	120,646	135,300
TOP FIVE AGENCIES WITH PLACE OF PERFORMANCE IN THIS STATE (000)					
1. DEFENSE, DEPARTMENT OF					5,990,074
2. GENERAL SERVICES ADMINISTRATION					271,170
3. HEALTH AND HUMAN SERVICES, DEPARTMENT OF					251,840
4. TREASURY, DEPARTMENT OF THE					95,482
5. VETERANS AFFAIRS, DEPARTMENT OF					58,789
TOP FIVE CONTRACTING OFFICES LOCATED IN THIS STATE (000)					
HHS, CENTERS FOR DISEASE CONTROL, ATLANTA					608,239
USAF, WR-ALC/LRK, ROBINS AFB					528,436
USAF, ALC/LMK, ROBINS AFB					432,718
ARMY, ENGINEER DISTRICT, SAVANNAH					425,136
USAF, ALC/LKK, ROBINS AFB					297,363
TYPE OF PRODUCT OR SERVICE	SMALL BUSINESS (000)	LARGE BUSINESS (000)	STATE & LOCAL GOV'T (000)	NON-PROFIT & OTHER (000)	TOTAL (000)
CONSTRUCTION	297,571	247,471	28	2	545,072
R & D	20,644	852,548	0	40,807	913,999
SERVICES	362,440	792,936	6,777	68,172	1,230,325
SUPPLIES & EQUIPMENT	159,191	4,044,711	0	68,360	4,272,262
TOTAL	839,846	5,937,666	6,805	177,341	6,961,658
TOP CONTRACTORS PERFORMING IN THIS STATE					
CIVILIAN AGENCIES CONTRACTORS	DOLLARS (000)	DEPARTMENT OF DEFENSE CONTRACTORS		DOLLARS (000)	
1. MCCARTHY CONSTRUCTION CO INC	106,276	1. LOCKHEED MARTIN CORPORATION		4,627,613	
2. TRW INC	63,010	2. GENERAL DYNAMICS CORPORATION		77,719	
3. GENERAL DYNAMICS CORPORATION	45,285	3. GEORGIA TECH RESEARCH CORP		61,260	
4. LOCKHEED MARTIN CORPORATION	35,354	4. PHILIPP HOLZMANN AG		61,028	
5. ATLANTA CITY OF	28,238	5. CARLYLE GROUP THE		51,480	
6. GLOBAL ASSOCIATES LTD INC	19,385	6. MC KNIGHT CONSTRUCTION CO INC		44,016	
7. SKANSKA AB	16,151	7. SCIENTIFIC RESEARCH CORP		28,146	
8. CI2 INC	14,342	8. JOHNSON CONTROLS INC		24,582	
9. HALLWOOD GROUP INCORPORATED	14,170	9. THEODOR WILLE INTERTRADE GMBH		23,666	
10. AYRES CORPORATION	13,862	10. A C C CONSTRUCTION CO INC		22,432	

FEDERAL PROCUREMENT DATA SYSTEM  
**FEDERAL PROCUREMENT DOLLARS BY STATE**  
 Fiscal Year 2001 Through Fourth Quarter

**HAWAII**

Population 1,211,537

Total Procurement By Place of Performance \$1,419,724

Per Capita Procurement \$1,171.84

Rank Per Capita 8

Rank Per Capita Last Year 8

TOP FIVE COUNTIES					
NAME OF COUNTIES	CIVILIAN AGENCIES		DEPT OF DEFENSE		TOTAL (000)
	SMALL DIS-ADVANTAGED (000)	OTHER (000)	SMALL-DIS ADVANTAGED (000)	OTHER (000)	
1. HONOLULU	26,476	62,698	270,844	911,945	1,271,963
2. KAUAI	2,253	1,420	918	72,954	77,545
3. MAUI	832	24,901	874	30,902	57,509
4. HAWAII	1,376	5,343	4,072	1,916	12,707
TOP FIVE AGENCIES WITH PLACE OF PERFORMANCE IN THIS STATE (000)					
1. DEFENSE, DEPARTMENT OF					1,294,425
2. GENERAL SERVICES ADMINISTRATION					36,742
3. AGRICULTURE, DEPARTMENT OF					19,818
4. COMMERCE, DEPARTMENT OF					11,729
5. LABOR, DEPARTMENT OF					11,427
TOP FIVE CONTRACTING OFFICES LOCATED IN THIS STATE (000)					
NAVY, FACILITIES ENGINEERING COMMAND, PEARL HARBOR					539,279
ARMY, ENGINEER DISTRICT, FORT SHAFTER					239,617
DOD, DEFENSE INFORMATION SYSTEMS AGENCY, AIEA					156,480
NAVY, FLEET & INDUSTRIAL SUPPLY CENTER, PEARL HARBOR					137,113
USAF, 15 CONS/LGC MGMT ANAL & SUPT FLIGHT, HICKAM AFB					119,833
TYPE OF PRODUCT OR SERVICE	SMALL BUSINESS (000)	LARGE BUSINESS (000)	STATE & LOCAL GOV'T (000)	NON-PROFIT & OTHER (000)	TOTAL (000)
CONSTRUCTION	196,487	359,412	0	0	555,899
R & D	26,759	30,074	50	15,226	72,109
SERVICES	233,125	329,337	730	28,960	592,152
SUPPLIES & EQUIPMENT	50,146	148,549	0	869	199,564
TOTAL	506,517	867,372	780	45,055	1,419,724
TOP CONTRACTORS PERFORMING IN THIS STATE					
CIVILIAN AGENCIES CONTRACTORS	DOLLARS (000)	DEPARTMENT OF DEFENSE CONTRACTORS	DOLLARS (000)		
1. MAUI LAND & PINEAPPLE CO INC	18,322	1. DICK CORPORATION	116,517		
2. PACIFIC EDUCATIONAL FOUNDATION	10,968	2. TESORO PETROLEUM CORPORATION	91,256		
3. COMMERCIAL DATA SYSTEMS INC	9,655	3. ITT INDUSTRIES INC	68,621		
4. UNIVERSITY OF HAWAII	5,481	4. DICK PACIFIC/SHINTANI	50,695		
5. JARRETT TECHNOLOGY SOLUTIONS	4,956	5. IT GROUP INC THE	50,656		
6. HORIZON DATA CORPORATION	4,135	6. PARSONS-UXB JV	49,310		
7. SALTWATER INC	3,633	7. HEALY TIBBITTS BUILDERS INC	40,189		
8. OCEANTRONICS INC	3,363	8. NAN INC	39,537		
9. CALIFORNIA ASSOCIATION FOR RES	2,281	9. HUNT BUILDING CORPORATION	37,703		
10. ALEX CONSTRUCTION INC	2,280	10. PACIFIC MARINE & SUPPLY CO LTD	29,943		

FEDERAL PROCUREMENT DATA SYSTEM  
**FEDERAL PROCUREMENT DOLLARS BY STATE**  
 Fiscal Year 2001 Through Fourth Quarter

**IDAHO**

Population 1,293,953

Total Procurement By Place of Performance \$1,147,864

Per Capita Procurement \$887.10

Rank Per Capita 7

Rank Per Capita Last Year 9

TOP FIVE COUNTIES					
NAME OF COUNTIES	CIVILIAN AGENCIES		DEPT OF DEFENSE		TOTAL (000)
	SMALL DIS-ADVANTAGED (000)	OTHER (000)	SMALL-DIS ADVANTAGED (000)	OTHER (000)	
1. BONNEVILLE	12,576	775,260	1,339	25,075	814,250
2. ADA	2,856	91,921	3,884	34,630	133,291
3. ELMORE	275	872	21,306	28,394	50,847
4. KOOTENAI	281	14,055	0	5,467	19,803
5. ADAMS	0	13,711	0	0	13,711
TOP FIVE AGENCIES WITH PLACE OF PERFORMANCE IN THIS STATE (000)					
1. ENERGY, DEPARTMENT OF					786,036
2. DEFENSE, DEPARTMENT OF					145,728
3. AGRICULTURE, DEPARTMENT OF					74,752
4. TRANSPORTATION, DEPARTMENT OF					40,103
5. VETERANS AFFAIRS, DEPARTMENT OF					30,629
TOP FIVE CONTRACTING OFFICES LOCATED IN THIS STATE (000)					
ENERGY, IDAHO OPERATIONS OFFICE, IDAHO FALLS					781,059
AGRICULTURE, FOREST SERVICE, FIRE CENTER, BOISE					131,756
INTERIOR, BUREAU OF RECLAMATION, BOISE					35,052
USAF, 366 CONS/CC, MOUNTAIN HOME AFB					35,013
INTERIOR, OFF OF POLICY, BUDGET, AIRCRAFT SERVICES, BOISE					31,695
TYPE OF PRODUCT OR SERVICE	SMALL BUSINESS (000)	LARGE BUSINESS (000)	STATE & LOCAL GOV'T (000)	NON-PROFIT & OTHER (000)	TOTAL (000)
CONSTRUCTION	73,554	18,084	0	0	91,638
R & D	5,010	3,367	0	1,686	10,063
SERVICES	94,420	791,430	8,244	3,255	897,349
SUPPLIES & EQUIPMENT	40,528	107,326	0	960	148,814
TOTAL	213,512	920,207	8,244	5,901	1,147,864
TOP CONTRACTORS PERFORMING IN THIS STATE					
CIVILIAN AGENCIES CONTRACTORS	DOLLARS (000)	DEPARTMENT OF DEFENSE CONTRACTORS		DOLLARS (000)	
1. BECHTEL GROUP INC	643,793	1. SCIENSTECH INC		24,729	
2. BRITISH NUCLEAR FUELS PLC	94,600	2. GORES TECHNOLOGY GROUP INC		22,654	
3. FOSTER WHEELER LTD	26,392	3. CRISTOBAL CONSTRUCTION INC		13,498	
4. GORES TECHNOLOGY GROUP INC	25,447	4. RSCI INC		9,539	
5. ASCORP INC	12,862	5. HORKLEY'S INC		8,658	
6. INTERLAND INC	11,005	6. CCI/RSCI JV		7,257	
7. MOSELEY W H COMPANY INC	8,966	7. MICRON TECHNOLOGY INC		4,265	
8. SUNSHINE MINTING INC	7,345	8. IDACORP INC		3,921	
9. PORTAGE ENVIRONMENTAL INC	7,210	9. INTERMOUNTAIN INDUSTRIES INC		3,690	
10. IDAHO STATE OF	6,751	10. BAE SYSTEMS PLC		3,294	



FEDERAL PROCUREMENT DATA SYSTEM  
**FEDERAL PROCUREMENT DOLLARS BY STATE**  
 Fiscal Year 2001 Through Fourth Quarter

**ILLINOIS**

Population 12,419,293

Total Procurement By Place of Performance \$3,344,980

Per Capita Procurement \$269.34

Rank Per Capita 43

Rank Per Capita Last Year 45

TOP FIVE COUNTIES					
NAME OF COUNTIES	CIVILIAN AGENCIES		DEPT OF DEFENSE		TOTAL (000)
	SMALL DIS-ADVANTAGED (000)	OTHER (000)	SMALL-DIS ADVANTAGED (000)	OTHER (000)	
1. COOK	36,369	364,975	11,614	663,403	1,076,361
2. WILL	0	498,319	0	880	499,199
3. LAKE	3,517	68,227	18,325	263,442	353,411
4. KANE	0	308,181	0	276	308,457
5. SAINT CLAIR	3,244	57,429	18,480	84,449	163,602
TOP FIVE AGENCIES WITH PLACE OF PERFORMANCE IN THIS STATE (000)					
1. DEFENSE, DEPARTMENT OF					1,715,681
2. ENERGY, DEPARTMENT OF					819,633
3. GENERAL SERVICES ADMINISTRATION					197,628
4. AGRICULTURE, DEPARTMENT OF					133,511
5. VETERANS AFFAIRS, DEPARTMENT OF					117,904
TOP FIVE CONTRACTING OFFICES LOCATED IN THIS STATE (000)					
ARMY, INDUSTRIAL OPERATIONS, ROCK ISLAND					1,854,402
DOD, DEFENSE INFORMATION SYSTEMS AGENCY, SCOTT AFB					1,756,017
ENERGY, CHICAGO OPERATIONS OFFICE, ARGONNE					1,436,026
USAF, HQ AMC/DOK, SCOTT AFB					719,354
ARMY, TACOM, ROCK ISLAND					431,811
TYPE OF PRODUCT OR SERVICE	SMALL BUSINESS (000)	LARGE BUSINESS (000)	STATE & LOCAL GOV'T (000)	NON-PROFIT & OTHER (000)	TOTAL (000)
CONSTRUCTION	114,129	198,981	0	2,558	315,668
R & D	21,398	139,204	83	20,959	181,644
SERVICES	179,047	551,418	24,606	903,759	1,658,830
SUPPLIES & EQUIPMENT	337,070	790,754	126	60,888	1,188,838
TOTAL	651,644	1,680,357	24,815	988,164	3,344,980
TOP CONTRACTORS PERFORMING IN THIS STATE					
CIVILIAN AGENCIES CONTRACTORS	DOLLARS (000)	DEPARTMENT OF DEFENSE CONTRACTORS		DOLLARS (000)	
1. UNIVERSITY OF CHICAGO THE	500,118	1. NORTHROP GRUMMAN CORP		318,677	
2. UNIVERSITIES RESEARCH ASSOC	307,995	2. BCOM3 GROUP INC		145,275	
3. OLIN CORPORATION	72,582	3. GENERAL DYNAMICS CORPORATION		82,636	
4. ARCHER DANIELS MIDLAND COMPANY	43,303	4. CATERPILLAR INC		76,336	
5. BETHEL GRAIN CO LLC	41,484	5. CLARK/BLINDERMAN/KNIGHT LLC		60,846	
6. GOLDEN FEATHER REALTY SERVICES	26,375	6. I I T RESEARCH INSTITUTE INC		46,221	
7. BUHRMANN NV	23,148	7. DERLAN PRECISION GEAR INC		36,608	
8. ABT ASSOCIATES INC	20,978	8. MCHUGH ENTERPRISES INC.		30,801	
9. MANAGEMENT AND TRAINING CORP	18,418	9. CDW COMPUTER CENTERS INC		28,092	
10. NATL OPINION RESEARCH CENTER	17,328	10. MASSMAN CONSTRUCTION CO INC		27,723	

FEDERAL PROCUREMENT DATA SYSTEM  
**FEDERAL PROCUREMENT DOLLARS BY STATE**  
 Fiscal Year 2001 Through Fourth Quarter

**INDIANA**

Population 6,080,485

Total Procurement By Place of Performance \$2,455,620

Per Capita Procurement \$403.85

Rank Per Capita 32

Rank Per Capita Last Year 39

TOP FIVE COUNTIES					
NAME OF COUNTIES	CIVILIAN AGENCIES		DEPT OF DEFENSE		TOTAL (000)
	SMALL DIS-ADVANTAGED (000)	OTHER (000)	SMALL-DIS ADVANTAGED (000)	OTHER (000)	
1. MARION	4,446	122,377	6,215	880,246	1,013,284
2. ST. JOSEPH	38	400,958	4,782	170,847	576,625
3. ALLEN	61	49,903	461	318,558	368,983
4. LAKE	130	2,611	665	76,083	79,489
5. VANDERBURGH	0	3,665	0	52,960	56,625
TOP FIVE AGENCIES WITH PLACE OF PERFORMANCE IN THIS STATE (000)					
1. DEFENSE, DEPARTMENT OF					1,748,389
2. VETERANS AFFAIRS, DEPARTMENT OF					345,761
3. GENERAL SERVICES ADMINISTRATION					115,083
4. HEALTH AND HUMAN SERVICES, DEPARTMENT OF					57,745
5. NATIONAL AERONAUTICS AND SPACE ADMINISTRATION					53,963
TOP FIVE CONTRACTING OFFICES LOCATED IN THIS STATE (000)					
NAVY, SURFACE WARFARE CENTER, CRANE NAVWSC					409,791
TREASURY, CUSTOMS SERVICE, NATL LOGISTICS CENTER, INDIANAPOLIS					107,717
VA MEDICAL CENTER, INDIANAPOLIS					31,482
VA MEDICAL CENTER, MARION					12,324
DOD, DEFENSE FINANCE AND ACCOUNTING SERVICE, INDIANAPOLIS					10,345
TYPE OF PRODUCT OR SERVICE	SMALL BUSINESS (000)	LARGE BUSINESS (000)	STATE & LOCAL GOV'T (000)	NON-PROFIT & OTHER (000)	TOTAL (000)
CONSTRUCTION	29,409	33,982	0	2,329	65,720
R & D	10,352	175,064	50	12,366	197,832
SERVICES	45,209	604,987	8,593	97,548	756,337
SUPPLIES & EQUIPMENT	188,458	1,108,534	90	138,649	1,435,731
TOTAL	273,428	1,922,567	8,733	250,892	2,455,620
TOP CONTRACTORS PERFORMING IN THIS STATE					
CIVILIAN AGENCIES CONTRACTORS	DOLLARS (000)	DEPARTMENT OF DEFENSE CONTRACTORS		DOLLARS (000)	
1. AMERISOURCE BERGEN CORP	328,053	1. ROLLS-ROYCE PLC		262,258	
2. TASKS UNLIMITED INC	79,448	2. RAYTHEON COMPANY INC		255,001	
3. ANTHEM INC	46,309	3. ANTHEM INC		245,201	
4. ITT INDUSTRIES INC	44,238	4. ITT INDUSTRIES INC		151,993	
5. MANAGEMENT AND TRAINING CORP	21,509	5. RENCO GROUP THE INC		141,128	
6. J & J ACQUISITION CORP	19,305	6. CARDINAL HEALTH INC		92,555	
7. INDIANA UNIVERSITY	11,657	7. B P PLC		72,364	
8. RED GOLD INC	9,107	8. AMERIQUEL GROUP LLC		46,117	
9. KIMBALL INTERNATIONAL INC	8,548	9. GENERAL MOTORS CORPORATION		35,414	
10. HARLAN SPRAGUE DAWLEY INC	7,466	10. LIGHT HELICOPTER TURBINE ENG		23,860	

FEDERAL PROCUREMENT DATA SYSTEM  
**FEDERAL PROCUREMENT DOLLARS BY STATE**  
 Fiscal Year 2001 Through Fourth Quarter

**IOWA**

Population 2,926,324

Total Procurement By Place of Performance \$737,347

Per Capita Procurement \$251.97

Rank Per Capita 46

Rank Per Capita Last Year 37

TOP FIVE COUNTIES					
NAME OF COUNTIES	CIVILIAN AGENCIES		DEPT OF DEFENSE		TOTAL (000)
	SMALL DIS-ADVANTAGED (000)	OTHER (000)	SMALL-DIS ADVANTAGED (000)	OTHER (000)	
1. LINN	188	20,137	330	355,250	375,905
2. JOHNSON	963	68,649	0	1,743	71,355
3. POLK	1,227	22,884	6,429	28,211	58,751
4. SCOTT	0	1,319	171	50,318	51,808
5. STORY	362	33,375	0	4,479	38,216
TOP FIVE AGENCIES WITH PLACE OF PERFORMANCE IN THIS STATE (000)					
1. DEFENSE, DEPARTMENT OF					503,295
2. EDUCATION, DEPARTMENT OF					56,244
3. AGRICULTURE, DEPARTMENT OF					41,068
4. TREASURY, DEPARTMENT OF THE					37,632
5. ENERGY, DEPARTMENT OF					25,293
TOP FIVE CONTRACTING OFFICES LOCATED IN THIS STATE (000)					
ARMY, USPFO FOR IOWA, JOHNSTON					10,868
AGRICULTURE, AGRICULTURAL RESEARCH SERVICE, AMES					1,651
GSA, PUBLIC BUILDINGS SERVICE, DES MOINES					651
NAVY, RESERVE OFFICERS TRAINING, AMES					273
VA MEDICAL CENTER, DES MOINES					79
TYPE OF PRODUCT OR SERVICE	SMALL BUSINESS (000)	LARGE BUSINESS (000)	STATE & LOCAL GOV'T (000)	NON-PROFIT & OTHER (000)	TOTAL (000)
CONSTRUCTION	36,831	6,967	0	0	43,798
R & D	3,344	37,011	60	11,702	52,117
SERVICES	8,500	140,716	1,240	38,630	189,086
SUPPLIES & EQUIPMENT	42,830	395,722	0	13,794	452,346
TOTAL	91,505	580,416	1,300	64,126	737,347
TOP CONTRACTORS PERFORMING IN THIS STATE					
CIVILIAN AGENCIES CONTRACTORS	DOLLARS (000)	DEPARTMENT OF DEFENSE CONTRACTORS	DOLLARS (000)		
1. NCS PEARSON	37,295	1. ROCKWELL COLLINS INC	198,162		
2. POONGSAN CORPORATION	32,775	2. ROCKWELL INTERNATIONAL CORP	107,803		
3. IOWA STATE UNIVERSITY	30,604	3. BAE SYS/ROCKWELL COLLINS DATA	41,837		
4. ACT INC	21,519	4. DEERE & COMPANY INC	22,364		
5. ROCKWELL COLLINS INC	9,947	5. AMERICAN ORDNANCE LLC	17,288		
6. ROCKWELL INTERNATIONAL CORP	8,872	6. NORTHROP GRUMMAN CORP	16,173		
7. UNIVERSITY OF IOWA	7,199	7. GOODRICH CORPORATION	10,598		
8. MANAGEMENT AND TRAINING CORP	6,460	8. TITAN INTERNATIONAL INC	9,992		
9. CHIQUITA BRANDS INTERNATIONAL	6,122	9. TBI BEHEER BV	9,792		
10. IOWA FOUNDATION FOR MED CARE	5,315	10. BRENNAN J F CO INC	8,184		

FEDERAL PROCUREMENT DATA SYSTEM  
**FEDERAL PROCUREMENT DOLLARS BY STATE**  
 Fiscal Year 2001 Through Fourth Quarter

**KANSAS**

Population 2,688,418

Total Procurement By Place of Performance \$1,205,578

Per Capita Procurement \$448.43

Rank Per Capita 30

Rank Per Capita Last Year 31

TOP FIVE COUNTIES					
NAME OF COUNTIES	CIVILIAN AGENCIES		DEPT OF DEFENSE		TOTAL (000)
	SMALL DIS- ADVAN- TAGED (000)	OTHER (000)	SMALL-DIS ADVAN- TAGED (000)	OTHER (000)	
1. SEDGWICK	168	48,828	7,549	597,034	653,579
2. JOHNSON	581	110,523	455	48,618	160,177
3. LEAVENWORTH	74	7,932	2,046	90,899	100,951
4. RILEY	455	3,504	14,349	61,198	79,506
5. COWLEY	0	3,297	0	59,536	62,833
TOP FIVE AGENCIES WITH PLACE OF PERFORMANCE IN THIS STATE (000)					
1. DEFENSE, DEPARTMENT OF					959,960
2. AGRICULTURE, DEPARTMENT OF					93,241
3. GENERAL SERVICES ADMINISTRATION					33,463
4. COMMERCE, DEPARTMENT OF					28,376
5. ENVIRONMENTAL PROTECTION AGENCY					26,710
TOP FIVE CONTRACTING OFFICES LOCATED IN THIS STATE (000)					
VA CONSOLIDATED MAIL OUTPATIENT PHARMACY, LEAVENWORTH					188,539
ARMY< MISSION CONTRACTING ACTIVITY, FORT LEAVENWORTH					82,313
ARMY, DIRECTORATE OF CONTRACTING, FORT RILEY					42,666
VA, VISN 15 CONSOLIDATED CONTRACTING, LEAVENWORTH					32,832
ARMY, USPFO FOR KANSAS, TOPEKA					21,517
TYPE OF PRODUCT OR SERVICE	SMALL BUSINESS (000)	LARGE BUSINESS (000)	STATE & LOCAL GOV'T (000)	NON- PROFIT & OTHER (000)	TOTAL (000)
CONSTRUCTION	93,254	29,327	0	0	122,581
R & D	4,352	50,198	0	2,643	57,193
SERVICES	67,471	275,136	2,671	35,259	380,537
SUPPLIES & EQUIPMENT	70,478	545,542	0	29,247	645,267
TOTAL	235,555	900,203	2,671	67,149	1,205,578
TOP CONTRACTORS PERFORMING IN THIS STATE					
CIVILIAN AGENCIES CONTRACTORS	DOLLARS (000)	DEPARTMENT OF DEFENSE CONTRACTORS		DOLLARS (000)	
1. ARCHER DANIELS MIDLAND COMPANY	70,926	1. BOEING COMPANY THE		258,247	
2. CEREBRAL PALSY RESEARCH FOUND	27,000	2. RAYTHEON COMPANY		235,389	
3. CARGILL INCORPORATED	14,838	3. GENERAL ELECTRIC COMPANY INC		56,133	
4. BLACK & VEATCH HOLDING COMPANY	8,527	4. NORTHROP GRUMMAN CORP		41,858	
5. IT GROUP INC THE	8,491	5. COX COMMERCIAL L P		25,023	
6. EUROPEAN AERONAUTIC DEFENCE	6,425	6. AIR T INC		24,723	
7. NATL INDUSTRIES FOR THE BLIND	6,297	7. CARGILL INCORPORATED		21,457	
8. TETRA TECH INC	5,424	8. CUBIC CORPORATION		15,579	
9. COMPUTER SCIENCES CORPORATION	5,166	9. TEXTRON INC		14,242	
10. GENERAL ELECTRIC COMPANY INC	4,838	10. SPYDERNET INC		12,148	

FEDERAL PROCUREMENT DATA SYSTEM  
**FEDERAL PROCUREMENT DOLLARS BY STATE**  
 Fiscal Year 2001 Through Fourth Quarter

**KENTUCKY**

Population 4,041,769

Total Procurement By Place of Performance \$1,394,533

Per Capita Procurement \$345.03

Rank Per Capita 38

Rank Per Capita Last Year 22

TOP FIVE COUNTIES					
NAME OF COUNTIES	CIVILIAN AGENCIES		DEPT OF DEFENSE		TOTAL (000)
	SMALL DIS-ADVANTAGED (000)	OTHER (000)	SMALL-DIS ADVANTAGED (000)	OTHER (000)	
1. JEFFERSON	4,275	52,390	1,953	570,438	629,056
2. FAYETTE	2,785	57,164	593	123,624	184,066
3. CHRISTIAN	0	987	33,225	135,374	169,576
4. HARDIN	0	59	24,973	81,643	106,675
5. MCCRACKEN (COUN	275	55,697	68	326	56,366
TOP FIVE AGENCIES WITH PLACE OF PERFORMANCE IN THIS STATE (000)					
1. DEFENSE, DEPARTMENT OF					1,133,823
2. GENERAL SERVICES ADMINISTRATION					81,173
3. ENERGY, DEPARTMENT OF					51,834
4. VETERANS AFFAIRS, DEPARTMENT OF					25,875
5. LABOR, DEPARTMENT OF					22,577
TOP FIVE CONTRACTING OFFICES LOCATED IN THIS STATE (000)					
ARMY, ENGINEER DISTRICT, LOUISVILLE					300,449
ARMY, ARMOR CENTER, FORT KNOX					223,272
ARMY, ENGINEER DISTRICT (CIVIL), LOUISVILLE					143,888
JUSTICE, FEDERAL PRISON SYSTEM, LEXINGTON					42,007
ARMY, DIRECTORATE OF CONTRACTING, FORT CAMPBELL					38,998
TYPE OF PRODUCT OR SERVICE	SMALL BUSINESS (000)	LARGE BUSINESS (000)	STATE & LOCAL GOV'T (000)	NON-PROFIT & OTHER (000)	TOTAL (000)
CONSTRUCTION	86,172	100,237	0	507	186,916
R & D	5,983	4,156	0	1,622	11,761
SERVICES	116,115	607,736	2,016	19,869	745,736
SUPPLIES & EQUIPMENT	134,040	235,238	1	80,841	450,120
TOTAL	342,310	947,367	2,017	102,839	1,394,533
TOP CONTRACTORS PERFORMING IN THIS STATE					
CIVILIAN AGENCIES CONTRACTORS	DOLLARS (000)	DEPARTMENT OF DEFENSE CONTRACTORS		DOLLARS (000)	
1. ELECTRIC ENERGY INC	50,096	1. HUMANA INC		399,497	
2. AFFILIATED COMPUTER SERVICES	34,988	2. BOEING COMPANY THE		64,789	
3. FREIGHTLINER LLC	12,212	3. AMERICAN ORDNANCE LLC		60,490	
4. C M C INC	8,793	4. AMERISOURCE BERGEN CORP		39,429	
5. ENDLESS HORIZONS INC	8,284	5. ENGINEERED SUPPORT SYSTEMS INC		30,244	
6. DAIMLERCHRYSLER AG	6,781	6. RAYTHEON COMPANY		29,227	
7. DEBCON INC	6,638	7. CARLYLE GROUP THE		25,056	
8. EXODYNE INC	6,114	8. WASHINGTON GROUP INTL		20,082	
9. EQUIPOISE CORPORATION	6,105	9. INSTITUTIONAL DISTRIBUTORS INC		11,978	
10. RATCLIFF CONSTRUCTION COMPANY	5,459	10. ARMOR CENTER SUPPORT SERVICE		10,699	

FEDERAL PROCUREMENT DATA SYSTEM  
**FEDERAL PROCUREMENT DOLLARS BY STATE**  
 Fiscal Year 2001 Through Fourth Quarter

**LOUISIANA**

Population 4,468,976

Total Procurement By Place of Performance \$2,437,833

Per Capita Procurement \$545.50

Rank Per Capita 24

Rank Per Capita Last Year 21

TOP FIVE COUNTIES					
NAME OF COUNTIES	CIVILIAN AGENCIES		DEPT OF DEFENSE		TOTAL (000)
	SMALL DIS-ADVANTAGED (000)	OTHER (000)	SMALL-DIS ADVANTAGED (000)	OTHER (000)	
1. ORLEANS	18,148	462,700	25,045	650,729	1,156,622
2. JEFFERSON	5,583	198,003	14,473	77,745	295,804
3. EAST BATON ROUGE	730	6,169	3,696	199,074	209,669
4. VERNON	0	358	18,273	116,013	134,644
5. PLAQUEMINES	1,497	39,655	5,550	50,511	97,213
TOP FIVE AGENCIES WITH PLACE OF PERFORMANCE IN THIS STATE (000)					
1. DEFENSE, DEPARTMENT OF					1,473,565
2. NATIONAL AERONAUTICS AND SPACE ADMINISTRATION					340,901
3. AGRICULTURE, DEPARTMENT OF					216,500
4. ENERGY, DEPARTMENT OF					126,154
5. GENERAL SERVICES ADMINISTRATION					86,303
TOP FIVE CONTRACTING OFFICES LOCATED IN THIS STATE (000)					
ARMY, ENGINEER DISTRICT (CIVIL), NEW ORLEANS					249,415
ENERGY, STRATEGIC PETROLEUM RESERVE, NEW ORLEANS					136,589
VA MEDICAL CENTER, NEW ORLEANS					124,472
TRANSPORTATION, MARITIME ADMINISTRATION, NEW ORLEANS					81,886
NAVY, SHIPBUILDING CONVERSION, NEW ORLEANS					34,850
TYPE OF PRODUCT OR SERVICE	SMALL BUSINESS (000)	LARGE BUSINESS (000)	STATE & LOCAL GOV'T (000)	NON-PROFIT & OTHER (000)	TOTAL (000)
CONSTRUCTION	209,210	203,438	0	196	412,844
R & D	11,678	988	0	3,479	16,145
SERVICES	229,905	453,670	3,731	19,124	706,430
SUPPLIES & EQUIPMENT	156,490	1,127,354	0	18,570	1,302,414
TOTAL	607,283	1,785,450	3,731	41,369	2,437,833
TOP CONTRACTORS PERFORMING IN THIS STATE					
CIVILIAN AGENCIES CONTRACTORS	DOLLARS (000)	DEPARTMENT OF DEFENSE CONTRACTORS		DOLLARS (000)	
1. LOCKHEED MARTIN CORPORATION	340,900	1. NORTHROP GRUMMAN CORP		419,948	
2. MCDERMOTT INTERNATIONAL INC	119,355	2. EXXON MOBIL CORPORATION		187,628	
3. ARCHER DANIELS MIDLAND COMPANY	58,234	3. WTAK INC		62,420	
4. SCIENCE AND ENGINEERING ASSOC	53,508	4. PLACID HOLDING COMPANY INC		40,060	
5. CENEX HARVEST STATES COOP	37,726	5. TRW INC		33,691	
6. PACIFIC GULF MARINE INC	34,809	6. INTERNATIONAL SHIPHOLDING CORP		31,475	
7. CARGILL INCORPORATED	28,604	7. C R PITTMAN CONSTRUCTION CO		25,382	
8. AMERICAN MANAGEMENT SYSTEMS INC	24,610	8. WEEKS MARINE INC		23,374	
9. BUNGE N A HOLDINGS INC	19,380	9. HOOKS MIKE INC		20,827	
10. BOLLINGER SHIPYARDS INC	13,912	10. UNITED STATES MARINE INC		20,771	

FEDERAL PROCUREMENT DATA SYSTEM  
**FEDERAL PROCUREMENT DOLLARS BY STATE**  
 Fiscal Year 2001 Through Fourth Quarter

**MAINE**

Population 1,274,923

Total Procurement By Place of Performance \$600,176

Per Capita Procurement \$470.75

Rank Per Capita 28

Rank Per Capita Last Year 23

TOP FIVE COUNTIES					
NAME OF COUNTIES	CIVILIAN AGENCIES		DEPT OF DEFENSE		TOTAL (000)
	SMALL DIS-ADVANTAGED (000)	OTHER (000)	SMALL-DIS ADVANTAGED (000)	OTHER (000)	
1. SAGADAHOC	0	269	0	237,475	237,744
2. CUMBERLAND	919	6,080	3,422	106,816	117,237
3. YORK	0	1,335	102	60,470	61,907
4. WALDO	0	72	36,808	14,720	51,600
5. FRANKLIN	0	30,485	0	0	30,485
TOP FIVE AGENCIES WITH PLACE OF PERFORMANCE IN THIS STATE (000)					
1. DEFENSE, DEPARTMENT OF					503,435
2. GENERAL SERVICES ADMINISTRATION					39,176
3. LABOR, DEPARTMENT OF					20,539
4. AGRICULTURE, DEPARTMENT OF					11,678
5. INTERIOR, DEPARTMENT OF THE					5,075
TOP FIVE CONTRACTING OFFICES LOCATED IN THIS STATE (000)					
NAVY, SHIPBUILDING CONVERSION, BATH					110,865
VA MEDICAL & RO, TOGUS					15,726
ARMY, USPFO FOR MAINE, AUGUSTA					3,807
GSA, PUBLIC BUILDINGS SERVICE, AUGUSTA					377
TYPE OF PRODUCT OR SERVICE	SMALL BUSINESS (000)	LARGE BUSINESS (000)	STATE & LOCAL GOV'T (000)	NON-PROFIT & OTHER (000)	TOTAL (000)
CONSTRUCTION	47,130	54,220	0	0	101,350
R & D	20,097	901	0	790	21,788
SERVICES	23,168	62,659	1,227	62,080	149,134
SUPPLIES & EQUIPMENT	59,215	250,888	0	17,801	327,904
TOTAL	149,610	368,668	1,227	80,671	600,176
TOP CONTRACTORS PERFORMING IN THIS STATE					
CIVILIAN AGENCIES CONTRACTORS	DOLLARS (000)	DEPARTMENT OF DEFENSE CONTRACTORS		DOLLARS (000)	
1. CMC & MAINTENANCE INC	30,842	1. GENERAL DYNAMICS CORPORATION		276,470	
2. TRAINING & DEVELOPMENT CORP	20,408	2. PENOBSCOT BAY MEDICAL ASSOC		59,470	
3. CHERRYFIELD FOODS	5,336	3. CREATIVE APPAREL ASSOCIATES		36,808	
4. JACKSON LABORATORY THE	2,981	4. IT GROUP INC THE		18,900	
5. IT GROUP INC THE	2,502	5. GROUP HOME FOUNDATION INC		13,802	
6. CYR CONSTRUCTION COMPANY INC	2,500	6. WESTON ROY F INC		11,198	
7. WYMAN, JASPER & SON INC	2,334	7. INTERMAT INC		6,918	
8. ENERGY EAST CORP	1,397	8. PHILIPP HOLZMANN AG		6,351	
9. ALLEN'S BLUEBERRY FREEZER INC	1,362	9. ABHE & SVOBODA INC		5,023	
10. COASTAL ENVIRONMENT CORP	1,065	10. C R H PLC		4,942	

FEDERAL PROCUREMENT DATA SYSTEM  
**FEDERAL PROCUREMENT DOLLARS BY STATE**  
 Fiscal Year 2001 Through Fourth Quarter

**MARYLAND**

Population 5,296,486

Total Procurement By Place of Performance \$10,186,300

Per Capita Procurement \$1,923.22

Rank Per Capita 4

Rank Per Capita Last Year 4

TOP FIVE COUNTIES					
NAME OF COUNTIES	CIVILIAN AGENCIES		DEPT OF DEFENSE		TOTAL (000)
	SMALL DIS-ADVANTAGED (000)	OTHER (000)	SMALL-DIS ADVANTAGED (000)	OTHER (000)	
1. MONTGOMERY	453,790	1,972,758	153,330	934,294	3,514,172
2. PRINCE GEORGE'S	402,109	1,265,010	87,512	542,893	2,297,524
3. BALTIMORE CITY	62,965	362,435	9,831	542,450	977,681
4. ST. MARY'S	4,654	6,450	121,787	717,046	849,937
5. ANNE ARUNDEL	32,633	144,073	40,858	574,865	792,429
TOP FIVE AGENCIES WITH PLACE OF PERFORMANCE IN THIS STATE (000)					
1. DEFENSE, DEPARTMENT OF					4,904,094
2. HEALTH AND HUMAN SERVICES, DEPARTMENT OF					1,384,259
3. NATIONAL AERONAUTICS AND SPACE ADMINISTRATION					1,003,936
4. GENERAL SERVICES ADMINISTRATION					761,196
5. SOCIAL SECURITY ADMINISTRATION					311,869
TOP FIVE CONTRACTING OFFICES LOCATED IN THIS STATE (000)					
NAVY, AIR SYSTEMS COMMAND, PATUXENT					1,789,379
NASA, GODDARD SPACE FLIGHT CENTER, GREENBELT					1,502,472
HHS, HEALTH CARE FINANCING ADMINISTRATION, BALTIMORE					559,010
ARMY, MATERIAL COMMAND ACQUISITION, ABERDEEN					509,310
SOCIAL SECURITY ADMINISTRATION, BALTIMORE					474,256
TYPE OF PRODUCT OR SERVICE	SMALL BUSINESS (000)	LARGE BUSINESS (000)	STATE & LOCAL GOV'T (000)	NON-PROFIT & OTHER (000)	TOTAL (000)
CONSTRUCTION	224,911	373,717	0	2,859	601,487
R & D	402,230	808,927	1,297	493,017	1,705,471
SERVICES	2,126,381	3,353,471	4,466	236,214	5,720,532
SUPPLIES & EQUIPMENT	633,777	1,352,493	0	172,540	2,158,810
TOTAL	3,387,299	5,888,608	5,763	904,630	10,186,300
TOP CONTRACTORS PERFORMING IN THIS STATE					
CIVILIAN AGENCIES CONTRACTORS	DOLLARS (000)	DEPARTMENT OF DEFENSE CONTRACTORS		DOLLARS (000)	
1. COMPUTER SCIENCES CORPORATION	257,862	1. NORTHROP GRUMMAN CORP		416,997	
2. WESTAT INC	228,100	2. JOHNS HOPKINS UNIVERSITY INC		241,300	
3. AFFILIATED COMPUTER SERVICES	172,317	3. BAE SYSTEMS PLC		206,596	
4. RAYTHEON COMPANY	157,181	4. SIERRA HEALTH SERVICES INC		202,267	
5. JOHNS HOPKINS UNIVERSITY	153,858	5. LOCKHEED MARTIN CORPORATION		190,375	
6. LOCKHEED MARTIN CORPORATION	150,369	6. UNITED INDUSTRIAL CORPORATION		159,097	
7. INTL BUSINESS MACHINE CORP	117,102	7. INTL BUSINESS MACHINE CORP		99,518	
8. NORTHROP GRUMMAN CORP	99,445	8. SCIENCE APPLICATIONS INTL CORP		95,527	
9. SWALES AND ASSOCIATES INC	92,690	9. MOTOROLA INC		93,972	
10. ASPEN SYSTEMS CORPORATION	88,081	10. RAYTHEON COMPANY		79,578	



FEDERAL PROCUREMENT DATA SYSTEM  
**FEDERAL PROCUREMENT DOLLARS BY STATE**  
 Fiscal Year 2001 Through Fourth Quarter

**MASSACHUSETTS**

Population 6,349,097

Total Procurement By Place of Performance \$6,390,355

Per Capita Procurement \$1,006.50

Rank Per Capita 11

Rank Per Capita Last Year 12

TOP FIVE COUNTIES					
NAME OF COUNTIES	CIVILIAN AGENCIES		DEPT OF DEFENSE		TOTAL (000)
	SMALL DIS-ADVANTAGED (000)	OTHER (000)	SMALL-DIS ADVANTAGED (000)	OTHER (000)	
1. MIDDLESEX	27,030	551,969	100,073	2,237,210	2,916,282
2. ESSEX	2,807	46,342	3,984	1,129,668	1,182,801
3. BRISTOL	148	6,741	264	763,427	770,580
4. NORFOLK	1,860	37,755	543	555,431	595,589
5. SUFFOLK	8,214	156,945	4,337	146,300	315,796
TOP FIVE AGENCIES WITH PLACE OF PERFORMANCE IN THIS STATE (000)					
1. DEFENSE, DEPARTMENT OF					5,279,482
2. VETERANS AFFAIRS, DEPARTMENT OF					203,912
3. HEALTH AND HUMAN SERVICES, DEPARTMENT OF					147,642
4. TRANSPORTATION, DEPARTMENT OF					139,436
5. NATIONAL AERONAUTICS AND SPACE ADMINISTRATION					119,295
TOP FIVE CONTRACTING OFFICES LOCATED IN THIS STATE (000)					
USAF, ESC/DIK, HANSCOM AFB					568,079
USAF, ESC/JSK, HANSCOM AFB					415,398
USAF, ESC/TWK, HANSCOM AFB					220,976
USAF, ESC/ACK, HANSCOM AFB					214,512
ARMY, MATERIAL COMMAND ACQUISITION, NATICK					196,924
TYPE OF PRODUCT OR SERVICE	SMALL BUSINESS (000)	LARGE BUSINESS (000)	STATE & LOCAL GOV'T (000)	NON-PROFIT & OTHER (000)	TOTAL (000)
CONSTRUCTION	71,985	110,742	0	5,288	188,015
R & D	402,573	289,074	0	718,180	1,409,827
SERVICES	212,708	1,272,937	4,558	325,674	1,815,877
SUPPLIES & EQUIPMENT	230,116	2,231,153	0	515,367	2,976,636
TOTAL	917,382	3,903,906	4,558	1,564,509	6,390,355
TOP CONTRACTORS PERFORMING IN THIS STATE					
CIVILIAN AGENCIES CONTRACTORS	DOLLARS (000)	DEPARTMENT OF DEFENSE CONTRACTORS		DOLLARS (000)	
1. AMERISOURCE BERGEN CORP	133,041	1. GENERAL DYNAMICS CORPORATION		1,206,781	
2. CRANE & CO INC	91,471	2. GENERAL ELECTRIC COMPANY INC		903,106	
3. ACAMBIS PLC	60,706	3. RAYTHEON COMPANY		782,146	
4. COMPUTER SCIENCES CORPORATION	32,911	4. MASSACHUSETTS INST OF TECHNOL		349,677	
5. ABT ASSOCIATES INC	27,839	5. DRAPER CHARLES STARK LAB		193,518	
6. CADMUS GROUP INC THE	26,072	6. TEXTRON INC		188,976	
7. TRAINING & DEVELOPMENT CORP	23,426	7. MITRE CORPORATION THE		185,337	
8. GENERAL DYNAMICS CORPORATION	20,614	8. BRAINTREE MARITIME CORP		120,139	
9. MANAGEMENT AND TRAINING CORP	17,399	9. BERNIER & ASSOCIATES INC		75,027	
10. NORTHROP GRUMMAN CORP	16,348	10. TITAN CORPORATION THE		61,095	

FEDERAL PROCUREMENT DATA SYSTEM  
**FEDERAL PROCUREMENT DOLLARS BY STATE**  
 Fiscal Year 2001 Through Fourth Quarter

**MICHIGAN**

Population 9,938,444

Total Procurement By Place of Performance \$2,871,180

Per Capita Procurement \$288.90

Rank Per Capita 42

Rank Per Capita Last Year 48

TOP FIVE COUNTIES					
NAME OF COUNTIES	CIVILIAN AGENCIES		DEPT OF DEFENSE		TOTAL (000)
	SMALL DIS-ADVANTAGED (000)	OTHER (000)	SMALL-DIS ADVANTAGED (000)	OTHER (000)	
1. MACOMB	1,470	11,881	22,013	1,657,618	1,692,982
2. WAYNE	10,481	240,296	4,475	36,464	291,716
3. OAKLAND	234	46,163	16,743	41,731	110,177
4. KENT	0	34,215	534	63,662	104,871
5. OTTAWA	0	54,539	236	43100	97,875
TOP FIVE AGENCIES WITH PLACE OF PERFORMANCE IN THIS STATE (000)					
1. DEFENSE, DEPARTMENT OF					2,262,437
2. GENERAL SERVICES ADMINISTRATION					307,446
3. AGRICULTURE, DEPARTMENT OF					70,802
4. VETERANS AFFAIRS, DEPARTMENT OF					51,855
5. HEALTH AND HUMAN SERVICES, DEPARTMENT OF					38,206
TOP FIVE CONTRACTING OFFICES LOCATED IN THIS STATE (000)					
ARMY, TACOM, WARREN					4,251,624
DOD, DEFENSE LOGISTICS AGENCY, BATTLE CREEK					47,134
ARMY, USPFO FOR MICHIGAN, LANSING					43,133
ARMY, ENGINEER DISTRICT (CIVIL), DETROIT					35,491
VA MEDICAL CENTER, ANN ARBOR					17,367
TYPE OF PRODUCT OR SERVICE	SMALL BUSINESS (000)	LARGE BUSINESS (000)	STATE & LOCAL GOV'T (000)	NON-PROFIT & OTHER (000)	TOTAL (000)
CONSTRUCTION	65,140	33,404	0	16	98,560
R & D	28,781	58,705	50	29,374	116,910
SERVICES	97,997	271,680	4,777	25,727	400,181
SUPPLIES & EQUIPMENT	263,931	1,927,027	0	64,571	2,255,529
TOTAL	455,849	2,290,816	4,827	119,688	2,871,180
TOP CONTRACTORS PERFORMING IN THIS STATE					
CIVILIAN AGENCIES CONTRACTORS	DOLLARS (000)	DEPARTMENT OF DEFENSE CONTRACTORS		DOLLARS (000)	
1. FORD MOTOR COMPANY	175,043	1. GM GDLS DEFENSE GROUP LLC		839,737	
2. HERMAN MILLER INC	30,332	2. GENERAL DYNAMICS CORPORATION		683,295	
3. KELLY SERVICES INC	24,813	3. CAMPBELL-EWALD COMPANY		42,583	
4. KNOLL INC	24,583	4. GENERAL ELECTRIC COMPANY INC		38,128	
5. TRW INC	18,110	5. AAR CORP		35,280	
6. HAWORTH INTERNATIONAL LTD	15,885	6. BIOPORT CORPORATION		33,732	
7. UNIVERSITY OF MICHIGAN	15,488	7. PECKHAM VOCATIONAL INDUSTRIES		27,039	
8. CHERRY CENTRAL COOPERATIVE INC	14,391	8. WOLVERINE WORLD WIDE INC		24,607	
9. STEELCASE INC	14,174	9. HERMAN MILLER INC		18,703	
10. FEV ENGINE TECHNOLOGY INC	12,857	10. DAN'S EXCAVATING INC		16,847	

FEDERAL PROCUREMENT DATA SYSTEM  
**FEDERAL PROCUREMENT DOLLARS BY STATE**  
 Fiscal Year 2001 Through Fourth Quarter

**MINNESOTA**

Population 4,919,479

Total Procurement By Place of Performance \$1,740,962

Per Capita Procurement \$353.89

Rank Per Capita 45

Rank Per Capita Last Year 36

TOP FIVE COUNTIES					
NAME OF COUNTIES	CIVILIAN AGENCIES		DEPT OF DEFENSE		TOTAL (000)
	SMALL DIS-ADVANTAGED (000)	OTHER (000)	SMALL-DIS ADVANTAGED (000)	OTHER (000)	
1. HENNEPIN	2,834	172,137	2,232	969,916	1,147,119
2. RAMSEY	744	37,707	409	236,962	275,822
3. DAKOTA	0	10,405	28	105,702	116,135
4. CARVER	0	35,288	0	1,526	36,814
5. WABASHA	0	14,628	0	0	14,628
TOP FIVE AGENCIES WITH PLACE OF PERFORMANCE IN THIS STATE (000)					
1. DEFENSE, DEPARTMENT OF					1,378,922
2. AGRICULTURE, DEPARTMENT OF					193,211
3. VETERANS AFFAIRS, DEPARTMENT OF					56,883
4. HEALTH AND HUMAN SERVICES, DEPARTMENT OF					33,524
5. GENERAL SERVICES ADMINISTRATION					23,732
TOP FIVE CONTRACTING OFFICES LOCATED IN THIS STATE (000)					
ARMY,ENGINEER DISTRICT (CIVIL), ST PAUL					56,114
VA MEDICAL CENTER, MINNEAPOLIS					41,129
AGRICULTURE, ANIMAL AND PLANT HLTH INSP SVC, MINNEAPOLIS					31,058
INTERIOR, FISH AND WILDLIFE SERVICE, TWIN CITIES					13,321
ARMY, USPFO FOR MINNESOTA, CAMP RILEY					11,341
TYPE OF PRODUCT OR SERVICE	SMALL BUSINESS (000)	LARGE BUSINESS (000)	STATE & LOCAL GOV'T (000)	NON-PROFIT & OTHER (000)	TOTAL (000)
CONSTRUCTION	31,115	10,495	0	12	41,622
R & D	23,975	326,738	0	25,704	376,417
SERVICES	30,455	162,522	2,874	101,330	297,181
SUPPLIES & EQUIPMENT	120,495	869,667	1	35,579	1,025,742
TOTAL	206,040	1,369,422	2,875	162,625	1,740,962
TOP CONTRACTORS PERFORMING IN THIS STATE					
CIVILIAN AGENCIES CONTRACTORS	DOLLARS (000)	DEPARTMENT OF DEFENSE CONTRACTORS		DOLLARS (000)	
1. BONGARDS CREAMERIES	35,288	1. ALLIANT TECHSYSTEMS INC		390,685	
2. HORMEL FOODS CORPORATION	22,817	2. CARLYLE GROUP THE		315,137	
3. UNIVERSITY OF MINNESOTA	16,686	3. LOCKHEED MARTIN CORPORATION		218,568	
4. AMERISOURCE BERGEN CORP	15,494	4. GENERAL MILLS INC		55,503	
5. TBI BEHEER BV	15,200	5. GENERAL DYNAMICS CORPORATION		54,538	
6. LAKESIDE FOODS INC	14,550	6. HONEYWELL INTERNATIONAL INC		48,746	
7. GENERAL MILLS INC	14,167	7. NORTHWEST AIRLINES CORP		25,564	
8. HARVEST STATES COOPERATIVES	12,802	8. PILLSBURY COMPANY THE		16,287	
9. NATIONAL MARROW DONOR PROGRAM	12,031	9. GOODRICH CORPORATION		15,446	
10. DOWNS TONY FOODS COMPANY INC	8,565	10. WESTERN PETROLEUM CO INC		13,380	

FEDERAL PROCUREMENT DATA SYSTEM  
**FEDERAL PROCUREMENT DOLLARS BY STATE**  
 Fiscal Year 2001 Through Fourth Quarter

**MISSISSIPPI**

Population 2,844,658

Total Procurement By Place of Performance \$1,761,943

Per Capita Procurement \$619.39

Rank Per Capita 21

Rank Per Capita Last Year 19

TOP FIVE COUNTIES					
NAME OF COUNTIES	CIVILIAN AGENCIES		DEPT OF DEFENSE		TOTAL (000)
	SMALL DIS- ADVAN- TAGED (000)	OTHER (000)	SMALL-DIS ADVAN- TAGED (000)	OTHER (000)	
1. JACKSON	153	1,542	2,933	631,454	636,082
2. MADISON	43	57,405	38	204,105	261,591
3. HANCOCK	10,216	136,579	4,782	58,989	210,566
4. HARRISON	1,036	20,000	27,373	103,911	152,320
5. YAZOO	1,420	95,724	0	2,795	99,939
TOP FIVE AGENCIES WITH PLACE OF PERFORMANCE IN THIS STATE (000)					
1. DEFENSE, DEPARTMENT OF					1,355,258
2. NATIONAL AERONAUTICS AND SPACE ADMINISTRATION					142,234
3. JUSTICE, DEPARTMENT OF					97,219
4. TREASURY, DEPARTMENT OF THE					56,472
5. GENERAL SERVICES ADMINISTRATION					27,866
TOP FIVE CONTRACTING OFFICES LOCATED IN THIS STATE (000)					
NASA, STENNIS SPACE CENTER					175,184
ARMY, CONSOLIDATED CONTRACT, VICKSBURG					153,595
ARMY, ENGINEER DISTRICT (CIVIL), VICKSBURG					124,920
NAVY, RESEARCH LABORATORY, STENNIS					96,965
USAF, 81 CONS/LGC, REESLER AFB					60,523
TYPE OF PRODUCT OR SERVICE	SMALL BUSINESS (000)	LARGE BUSINESS (000)	STATE & LOCAL GOV'T (000)	NON- PROFIT & OTHER (000)	TOTAL (000)
CONSTRUCTION	126,553	180,978	0	0	307,531
R & D	18,061	22,335	0	35,822	76,218
SERVICES	103,171	403,172	3,828	25,636	535,807
SUPPLIES & EQUIPMENT	70,583	762,126	25	9,653	842,387
TOTAL	318,368	1,368,611	3,853	71,111	1,761,943
TOP CONTRACTORS PERFORMING IN THIS STATE					
CIVILIAN AGENCIES CONTRACTORS	DOLLARS (000)	DEPARTMENT OF DEFENSE CONTRACTORS		DOLLARS (000)	
1. HASKELL COMPANY	90,676	1. NORTHROP GRUMMAN CORP		630,627	
2. MISSISSIPPI SPACE SERVICES	58,333	2. RAYTHEON COMPANY		125,575	
3. RAYTHEON COMPANY INC	50,296	3. VERITAS CAPITAL MANAGEMENT LLC		78,104	
4. LOCKHEED MARTIN CORPORATION	42,287	4. GOLDEN MANUFACTURING CO INC		27,296	
5. BOEING COMPANY THE	17,815	5. DYNCORP		26,186	
6. MISSISSIPPI STATE UNIVERSITY	9,045	6. NICHOLS RESEARCH CORPORATION		21,703	
7. SCIENCE APPLICATIONS INTL CORP	8,310	7. HUNT BUILDING CORPORATION		18,708	
8. ANDERSON ROY CORP	6,290	8. MACGREGOR (USA) INC		15,559	
9. VERITAS CAPITAL MANAGEMENT LLC	5,928	9. EATON CORPORATION		13,869	
10. SOUTHERN HENS INC	5,769	10. WHITESELL-GREEN-WG YEATS & SON		13,383	

FEDERAL PROCUREMENT DATA SYSTEM  
**FEDERAL PROCUREMENT DOLLARS BY STATE**  
 Fiscal Year 2001 Through Fourth Quarter

**MISSOURI**

Population 5,595,211

Total Procurement By Place of Performance \$6,392,576

Per Capita Procurement \$1,142.51

Rank Per Capita 9

Rank Per Capita Last Year 6

TOP FIVE COUNTIES					
NAME OF COUNTIES	CIVILIAN AGENCIES		DEPT OF DEFENSE		TOTAL (000)
	SMALL DIS-ADVANTAGED (000)	OTHER (000)	SMALL-DIS ADVANTAGED (000)	OTHER (000)	
1. ST. LOUIS CITY	70,650	173,545	65,172	4,446,394	4,755,761
2. JACKSON	22,187	571,521	16,347	116,598	726,653
3. JASPER	48	322,225	0	15,914	338,187
4. PULASKI	1	656	17,795	94,797	113,249
5. ST. LOUIS	2,283	34,202	32,583	42,703	111,771
TOP FIVE AGENCIES WITH PLACE OF PERFORMANCE IN THIS STATE (000)					
1. DEFENSE, DEPARTMENT OF					5,021,008
2. ENERGY, DEPARTMENT OF					486,697
3. VETERANS AFFAIRS, DEPARTMENT OF					341,559
4. AGRICULTURE, DEPARTMENT OF					207,568
5. GENERAL SERVICES ADMINISTRATION					160,262
TOP FIVE CONTRACTING OFFICES LOCATED IN THIS STATE (000)					
GSA, FTS ACQUISITION SERVICES DIVISION, KANSAS CITY					981,665
AGRICULTURE, STABILIZ AND CONS SVC, EXPORT DIV, KANSAS CITY					571,585
AGRICULTURE, STABILIZ AND CONS SVC, KANSAS CITY					439,625
AGRICULTURE, STABILIZ AND CONS SVC, DAIRY DIC, KANSAS CITY					185,519
ARMY, ENGINEER DISTRICT (CIVIL), KANSAS CITY					167,324
TYPE OF PRODUCT OR SERVICE	SMALL BUSINESS (000)	LARGE BUSINESS (000)	STATE & LOCAL GOV'T (000)	NON-PROFIT & OTHER (000)	TOTAL (000)
CONSTRUCTION	120,903	94,713	-5	17	215,628
R & D	6,140	397,636	50	15,786	419,612
SERVICES	234,193	886,548	4,718	54,279	1,179,738
SUPPLIES & EQUIPMENT	258,596	4,105,754	91	213,157	4,577,598
TOTAL	619,832	5,484,651	4,854	283,239	6,392,576
TOP CONTRACTORS PERFORMING IN THIS STATE					
CIVILIAN AGENCIES CONTRACTORS	DOLLARS (000)	DEPARTMENT OF DEFENSE CONTRACTORS		DOLLARS (000)	
1. HONEYWELL INTERNATIONAL INC	410,074	1. BOEING COMPANY THE		4,025,287	
2. AMERISOURCE BERGEN CORP	301,627	2. ENGINEERED SUPPORT SYSTEMS INC		243,033	
3. BUNGE NA HOLDINGS INC	78,708	3. WORLD WIDE TECHNOLOGY INC		71,491	
4. WASHINGTON GROUP INTERNATIONAL	73,565	4. FARMLAND NATIONAL BEEF PACKING		52,005	
5. WORLD WIDE TECHNOLOGY INC	65,532	5. SABRELINER CORPORATION		47,763	
6. ELECTRONIC DATA SYSTEMS CORP	19,693	6. HENSEL PHELPS CONSTRUCTION CO		35,957	
7. BOEING COMPANY THE	17,528	7. SBC COMMUNICATIONS INC		31,728	
8. REE'S CONTRACT SERVICE INC	16,174	8. APEX HOLDING COMPANY INC		21,570	
9. VALLEY PRIDE PACK INC	15,211	9. SHAW GROUP INC THE		21,434	
10. MINACT INC	14,490	10. IT GROUP INC THE		17,323	

FEDERAL PROCUREMENT DATA SYSTEM  
**FEDERAL PROCUREMENT DOLLARS BY STATE**  
 Fiscal Year 2001 Through Fourth Quarter

**MONTANA**

Population 902,195

Total Procurement By Place of Performance \$325,372

Per Capita Procurement \$360.64

Rank Per Capita 35

Rank Per Capita Last Year 44

TOP FIVE COUNTIES					
NAME OF COUNTIES	CIVILIAN AGENCIES		DEPT OF DEFENSE		TOTAL (000)
	SMALL DIS-ADVANTAGED (000)	OTHER (000)	SMALL-DIS ADVANTAGED (000)	OTHER (000)	
1. CASCADE	0	4,046	3,630	57,255	64,931
2. LAKE	1,849	6,690	636	29,985	39,160
3. SILVER BOW	41	25,193	0	3,653	28,887
4. TOOLE	166	27,377	0	0	27,543
5. LEWIS AND CLARK	590	18,717	399	4,098	23,804
TOP FIVE AGENCIES WITH PLACE OF PERFORMANCE IN THIS STATE (000)					
1. DEFENSE, DEPARTMENT OF					127,250
2. AGRICULTURE, DEPARTMENT OF					47,221
3. GENERAL SERVICES ADMINISTRATION					42,691
4. INTERIOR, DEPARTMENT OF THE					42,424
5. ENERGY, DEPARTMENT OF					23,350
TOP FIVE CONTRACTING OFFICES LOCATED IN THIS STATE (000)					
USAF, 341 CONS/LGC, MALMSTROM AFB					36,484
INTERIOR, BUREAU OF RECLAMATION, BILLINGS					18,038
INTERIOR, BUREAU INDIAN AFFAIRS, BILLINGS					15,787
AGRICULTURE, FOREST SERVICE, MISSOULA					12,943
HHS, PUBLIC HEALTH SERVICE, BILLINGS					10,845
TYPE OF PRODUCT OR SERVICE	SMALL BUSINESS (000)	LARGE BUSINESS (000)	STATE & LOCAL GOV'T (000)	NON-PROFIT & OTHER (000)	TOTAL (000)
CONSTRUCTION	70,368	49,797	167	0	120,332
R & D	30,145	2,813	0	1,038	33,996
SERVICES	65,003	18,261	7,824	24,356	115,444
SUPPLIES & EQUIPMENT	28,534	8,786	42	18,238	55,600
TOTAL	194,050	79,657	8,033	43,632	325,372
TOP CONTRACTORS PERFORMING IN THIS STATE					
CIVILIAN AGENCIES CONTRACTORS	DOLLARS (000)	DEPARTMENT OF DEFENSE CONTRACTORS		DOLLARS (000)	
1. BIRD MANAGEMENT LIMITED	23,640	1. CONFEDERATED SALISH & KOOTENAI		30,147	
2. MONTANA ECONOMIC REVITALIZATION	22,895	2. WADSWORTH BUILDERS COMPANY		9,836	
3. SWANK ENTERPRISES INC	10,888	3. EAGLE AVIATION INC		6,025	
4. CONFEDERATED SALISH & KOOTENAI	8,111	4. OSWOOD CONSTRUCTION COMPANY		5,113	
5. SKANSKA AB	7,289	5. ENVIRONMENTAL MANAGEMENT INC		4,689	
6. KRINGEN CONSTRUCTION INC	6,021	6. UNITED MATERIALS OF GREAT FALL		4,512	
7. TOOZ CONSTRUCTION INC	4,279	7. SLETTEN INC		4,084	
8. BIG SKY MOBILE CATERING CORP	3,608	8. EXODYNE INC		3,907	
9. OSWOOD CONSTRUCTION COMPANY	2,530	9. M C S ENVIRONMENTAL INC		3,263	
10. CHRISTIAENS RAY	2,430	10. MONTANA ECONOMIC REVITALIZ		2,991	

FEDERAL PROCUREMENT DATA SYSTEM  
**FEDERAL PROCUREMENT DOLLARS BY STATE**  
 Fiscal Year 2001 Through Fourth Quarter

**NEBRASKA**

Population 1,711,263

Total Procurement By Place of Performance \$333,977

Per Capita Procurement \$195.16

Rank Per Capita 50

Rank Per Capita Last Year 46

TOP FIVE COUNTIES					
NAME OF COUNTIES	CIVILIAN AGENCIES		DEPT OF DEFENSE		TOTAL (000)
	SMALL DIS-ADVANTAGED (000)	OTHER (000)	SMALL-DIS ADVANTAGED (000)	OTHER (000)	
1. DOUGLAS	25,453	57,055	1,763	26,971	111,242
2. SARPY	0	94	8,179	90,545	98,818
3. LANCASTER	211	13,075	1,021	26,842	41,149
4. LINCOLN	0	213	443	17,079	17,735
5. HALL	0	9,546	1,032	440	11,018
TOP FIVE AGENCIES WITH PLACE OF PERFORMANCE IN THIS STATE (000)					
1. DEFENSE, DEPARTMENT OF					189,638
2. AGRICULTURE, DEPARTMENT OF					62,525
3. VETERANS AFFAIRS, DEPARTMENT OF					37,956
4. GENERAL SERVICES ADMINISTRATION					20,685
5. INTERIOR, DEPARTMENT OF THE					8,978
TOP FIVE CONTRACTING OFFICES LOCATED IN THIS STATE (000)					
ARMY, ENGINEER DISTRICT, OMAHA					286,571
USAF, 55 CONS/CC, OFFUTT AFB					154,694
VA MEDICAL CENTER, OMAHA					60,426
ARMY, ENGINEER DISTRICT (CIVIL), OMAHA					59,565
INTERIOR, PARK SERVICE, MIDWEST REGION, OMAHA					12,548
TYPE OF PRODUCT OR SERVICE	SMALL BUSINESS (000)	LARGE BUSINESS (000)	STATE & LOCAL GOV'T (000)	NON-PROFIT & OTHER (000)	TOTAL (000)
CONSTRUCTION	34,031	8,477	0	0	42,508
R & D	1,993	18,295	0	3,074	23,362
SERVICES	48,493	82,649	9,496	14,244	154,882
SUPPLIES & EQUIPMENT	37,908	72,945	0	2,372	113,225
TOTAL	122,425	182,366	9,496	19,690	333,977
TOP CONTRACTORS PERFORMING IN THIS STATE					
CIVILIAN AGENCIES CONTRACTORS	DOLLARS (000)	DEPARTMENT OF DEFENSE CONTRACTORS		DOLLARS (000)	
1. ALL AMERICAN MEATS INC	15,349	1. NORTHROP GRUMMAN CORP		44,387	
2. AMERISOURCE BERGEN CORP	13,049	2. DUNCAN AVIATION INC		20,538	
3. CONAGRA FOODS INC	12,702	3. TRW INC		15,673	
4. ROSEN'S DIVERSIFIED INC	11,127	4. LOCKHEED MARTIN CORPORATION		11,844	
5. IBP INC	10,054	5. CONAGRA FOODS INC		6,242	
6. NEBRASKA STATE OF	8,217	6. SCIENCE APPLICATIONS INTL CORP		5,054	
7. LAKESHORE ENGINEERING SERVICE	4,674	7. ENVIRONMENTAL CHEMICAL CORP		4,944	
8. CHANNELL CONSTRUCTION COMPANY	4,289	8. SAPP BROS PETROLEUM INC		4,900	
9. BOLAND DAVID INC	4,223	9. URS CORPORATION		3,778	
10. FARMLAND INDUSTRIES INC	3,810	10. CHANNELL CONSTRUCTION CO		3,590	

FEDERAL PROCUREMENT DATA SYSTEM  
**FEDERAL PROCUREMENT DOLLARS BY STATE**  
 Fiscal Year 2001 Through Fourth Quarter

**NEVADA**

Population 1,998,257

Total Procurement By Place of Performance \$957,215

Per Capita Procurement \$479.02

Rank Per Capita 27

Rank Per Capita Last Year 34

TOP FIVE COUNTIES					
NAME OF COUNTIES	CIVILIAN AGENCIES		DEPT OF DEFENSE		TOTAL (000)
	SMALL DIS-ADVANTAGED (000)	OTHER (000)	SMALL-DIS ADVANTAGED (000)	OTHER (000)	
1. CLARK	23,313	565,959	42,997	110,300	742,569
2. CHURCHILL	780	3,494	1,203	78,725	84,202
3. WASHOE	2,065	22,261	159	35,467	59,952
4. MINERAL	0	227	1,898	31,647	33,772
5. CARSON CITY	132	2,711	0	17,768	20,611
TOP FIVE AGENCIES WITH PLACE OF PERFORMANCE IN THIS STATE (000)					
1. ENERGY, DEPARTMENT OF					549,285
2. DEFENSE, DEPARTMENT OF					323,032
3. INTERIOR, DEPARTMENT OF THE					35,609
4. VETERANS AFFAIRS, DEPARTMENT OF					12,239
5. GENERAL SERVICES ADMINISTRATION					9,173
TOP FIVE CONTRACTING OFFICES LOCATED IN THIS STATE (000)					
ENERGY, NEVADA OPERATIONS OFFICE, LAS VEGAS					624,404
USAF, 99 CONS/CC, NELLIS AFB					97,085
INTERIOR, BUREAU OF RECLAMATION, BOULDER CITY					15,718
ARMY, USPFO FOR NEVACA, CARSON CITY					10,004
INTERIOR, PARK SERVICE, BOULDER CITY					5,007
TYPE OF PRODUCT OR SERVICE	SMALL BUSINESS (000)	LARGE BUSINESS (000)	STATE & LOCAL GOV'T (000)	NON-PROFIT & OTHER (000)	TOTAL (000)
CONSTRUCTION	57,983	39,130	0	0	97,113
R & D	5,647	1,094	0	7,067	13,808
SERVICES	93,388	680,441	1,918	8,969	784,716
SUPPLIES & EQUIPMENT	39,932	21,180	54	412	61,578
TOTAL	196,950	741,845	1,972	16,448	957,215
TOP CONTRACTORS PERFORMING IN THIS STATE					
CIVILIAN AGENCIES CONTRACTORS	DOLLARS (000)	DEPARTMENT OF DEFENSE CONTRACTORS		DOLLARS (000)	
1. BECHTEL GROUP INC	460,515	1. LOCKHEED MARTIN CORPORATION		48,880	
2. IT GROUP INC THE	41,694	2. DAY & ZIMMERMANN INC		44,028	
3. WACKENHUT CORPORATION THE	16,744	3. SIERRA NEVADA CORPORATION		21,747	
4. JASON ASSOCIATES CORPORATION	7,589	4. STRAUB/PACIFIC LLC		12,600	
5. NEVADA STATE OF	6,817	5. D P ASSOCIATES INC		11,437	
6. SCIENCE APPLICATIONS INTL CORP	6,000	6. HODGES TRANSPORTATION INC		11,394	
7. FREHNER CONSTRUCTION CO INC	4,567	7. VALENZUELA ENGINEERING INC		10,946	
8. SCI CONSULTING SERVICES INC	3,917	8. BOEING COMPANY THE		10,557	
9. MANAGEMENT AND TRAINING CORP	3,900	9. CABACO INC		9,815	
10. MCGEE CONSTRUCTION INC	2,420	10. SOLORZANO PAT		8,824	



FEDERAL PROCUREMENT DATA SYSTEM  
**FEDERAL PROCUREMENT DOLLARS BY STATE**  
 Fiscal Year 2001 Through Fourth Quarter

**NEW HAMPSHIRE**

Population 1,235,786

Total Procurement By Place of Performance \$556,649

Per Capita Procurement \$450.44

Rank Per Capita 29

Rank Per Capita Last Year 35

TOP FIVE COUNTIES					
NAME OF COUNTIES	CIVILIAN AGENCIES		DEPT OF DEFENSE		TOTAL (000)
	SMALL DIS-ADVANTAGED (000)	OTHER (000)	SMALL-DIS ADVANTAGED (000)	OTHER (000)	
1. HILLSBOROUGH	134	10,578	215	313,052	323,979
2. ROCKINGHAM	1,435	39,833	12,362	103,285	156,915
3. GRAFTON	862	15,512	430	32,992	49,796
4. MERRIMACK	100	3,705	168	3,794	7,767
5. BELKNAP	0	751	0	6,668	7,419
TOP FIVE AGENCIES WITH PLACE OF PERFORMANCE IN THIS STATE (000)					
1. DEFENSE, DEPARTMENT OF					479,240
2. STATE, DEPARTMENT OF					31,558
3. GENERAL SERVICES ADMINISTRATION					17,574
4. NATIONAL AERONAUTICS AND SPACE ADMINISTRATION					7,922
5. TREASURY, DEPARTMENT OF THE					5,221
TOP FIVE CONTRACTING OFFICES LOCATED IN THIS STATE (000)					
NAVY, PORTSMOUTH SHIPYARD					45,079
ARMY, USPFO FOR NEW HAMPSHIRE, CONCORD					5,599
VA MEDICAL CENTER, MANCHESTER					5,022
AGRICULTURE, FOREST SERVICE, LACONIA					188
TYPE OF PRODUCT OR SERVICE	SMALL BUSINESS (000)	LARGE BUSINESS (000)	STATE & LOCAL GOV'T (000)	NON-PROFIT & OTHER (000)	TOTAL (000)
CONSTRUCTION	26,807	17,388	0	0	44,195
R & D	39,504	65,190	0	4,130	108,824
SERVICES	68,806	67,340	747	4,338	141,231
SUPPLIES & EQUIPMENT	61,237	192,037	0	9,125	262,399
TOTAL	196,354	341,955	747	17,593	556,649
TOP CONTRACTORS PERFORMING IN THIS STATE					
CIVILIAN AGENCIES CONTRACTORS	DOLLARS (000)	DEPARTMENT OF DEFENSE CONTRACTORS		DOLLARS (000)	
1. STANLEY ASSOCIATES INC	19,471	1. LOCKHEED MARTIN CORPORATION		227,394	
2. STATISTICA INC	10,395	2. INSIGHT TECHNOLOGY INC		23,055	
3. CREARE INCORPORATED	6,307	3. B A E SYSTEMS PLC		21,459	
4. DESIGN CONTEMPO INC	4,849	4. GOVERNMENT MICRO RESOURCES		16,563	
5. TECHNICAL GRAPHICS INC	3,287	5. MINEBEA CO LTD		14,020	
6. RED RIVER COMPUTER CO INC	2,386	6. OPTRONIC DEVICES INC		13,260	
7. WF HOLDINGS INC	1,520	7. DESIGN CONTEMPO INC		10,941	
8. UNIVERSITY OF NEW HAMPSHIRE	1,500	8. ENVIRONMENTAL CHEMICAL CORP		10,210	
9. RMC RESEARCH CORPORATION	1,112	9. TIMKEN COMPANY THE INC		9,395	
10. DTC COMMUNICATIONS	1,087	10. ORION CONSTRUCTION INC		8,094	

FEDERAL PROCUREMENT DATA SYSTEM  
**FEDERAL PROCUREMENT DOLLARS BY STATE**  
 Fiscal Year 2001 Through Fourth Quarter

**NEW JERSEY**

Population 8,414,350

Total Procurement By Place of Performance \$3,529,171

Per Capita Procurement \$419.42

Rank Per Capita 31

Rank Per Capita Last Year 32

TOP FIVE COUNTIES					
NAME OF COUNTIES	CIVILIAN AGENCIES		DEPT OF DEFENSE		TOTAL (000)
	SMALL DIS-ADVANTAGED (000)	OTHER (000)	SMALL-DIS ADVANTAGED (000)	OTHER (000)	
1. BURLINGTON	2,014	35,438	32,917	816,534	886,903
2. MONMOUTH	14,148	17,260	41,073	685,476	757,957
3. BERGEN	3,253	81,320	883	185,544	271,000
4. CAMDEN	336	49,444	6,501	212,166	268,447
5. MIDDLESEX	1,795	177,616	252	67,971	247,634
TOP FIVE AGENCIES WITH PLACE OF PERFORMANCE IN THIS STATE (000)					
1. DEFENSE, DEPARTMENT OF					2,799,448
2. TRANSPORTATION, DEPARTMENT OF					143,600
3. GENERAL SERVICES ADMINISTRATION					126,091
4. ENERGY, DEPARTMENT OF					102,015
5. VETERANS AFFAIRS, DEPARTMENT OF					76,606
TOP FIVE CONTRACTING OFFICES LOCATED IN THIS STATE (000)					
ARMY, COMMUNICATIONS-ELECTRONICS, FORT MONMOUTH					4,306,433
ARMY, TACOM, PICATINNY ARSENAL					869,627
NAVY, AIR WARFARE CENTER, LAKEHURST					302,031
ARMY, COMMUNICATIONS-ELECTRONICS, FORT MONMOUTH					92,413
ARMY, DIRECTORATE OF CONTRACTING, FORT DIX					65,837
TYPE OF PRODUCT OR SERVICE	SMALL BUSINESS (000)	LARGE BUSINESS (000)	STATE & LOCAL GOV'T (000)	NON-PROFIT & OTHER (000)	TOTAL (000)
CONSTRUCTION	116,649	138,041	0	1,238	255,928
R & D	42,994	324,738	880	114,762	483,374
SERVICES	357,163	1,359,463	14,770	30,397	1,761,793
SUPPLIES & EQUIPMENT	249,206	748,320	0	30,550	1,028,076
TOTAL	766,012	2,570,562	15,650	176,947	3,529,171
TOP CONTRACTORS PERFORMING IN THIS STATE					
CIVILIAN AGENCIES CONTRACTORS	DOLLARS (000)	DEPARTMENT OF DEFENSE CONTRACTORS		DOLLARS (000)	
1. LOCKHEED MARTIN CORPORATION	85,314	1. LOCKHEED MARTIN CORPORATION		903,087	
2. PRINCETON UNIVERSITY	74,803	2. L-3 COMMUNICATIONS HOLDING INC		95,755	
3. INTEROCEAN UGLAND MANAGEMENT	49,006	3. GENERAL ELECTRIC COMPANY INC		67,497	
4. ABB LTD	35,012	4. CARLYLE GROUP THE		60,638	
5. SIEMENS AG	29,056	5. COMPUTER SCIENCES CORPORATION		56,652	
6. MARINE TRANSPORT CORPORATION	27,258	6. ITT INDUSTRIES INC		55,269	
7. WARWICK & YORK INC	24,273	7. S R I INTERNATIONAL INC		47,412	
8. COMMUTER CHECK SERVICES CORP	21,836	8. BAE SYSTEMS PLC		43,658	
9. MATHEMATICA INC	21,307	9. INFORMATION SPECTRUM INC		42,622	
10. AMERISOURCE BERGEN CORP	20,860	10. TEACOM/VINNELL SERVICES JV		36,905	

FEDERAL PROCUREMENT DATA SYSTEM  
**FEDERAL PROCUREMENT DOLLARS BY STATE**  
 Fiscal Year 2001 Through Fourth Quarter

**NEW MEXICO**

Population 1,819,046

Total Procurement By Place of Performance \$5,044,830

Per Capita Procurement \$2,773.34

Rank Per Capita 3

Rank Per Capita Last Year 3

TOP FIVE COUNTIES					
NAME OF COUNTIES	CIVILIAN AGENCIES		DEPT OF DEFENSE		TOTAL (000)
	SMALL DIS-ADVANTAGED (000)	OTHER (000)	SMALL-DIS ADVANTAGED (000)	OTHER (000)	
1. BERNALILLO	42,193	1,773,225	87,224	290,114	2,192,756
2. LOS ALAMOS	2,512	2,055,771	407	4,664	2,063,354
3. OTERO	645	7,487	42,253	173,950	224,335
4. EDDY	88	148,638	0	3,896	152,622
5. DONNA ANA	1,293	56,833	12,568	43,428	114,122
TOP FIVE AGENCIES WITH PLACE OF PERFORMANCE IN THIS STATE (000)					
1. ENERGY, DEPARTMENT OF					3,869,405
2. DEFENSE, DEPARTMENT OF					760,579
3. INTERIOR, DEPARTMENT OF THE					105,993
4. JUSTICE, DEPARTMENT OF					100,415
5. NATIONAL AERONAUTICS AND SPACE ADMINISTRATION					59,198
TOP FIVE CONTRACTING OFFICES LOCATED IN THIS STATE (000)					
ENERGY, ALBUQUERQUE OPERATIONS OFFICE					4,721,766
USAF, SMC/PKU, KIRTLAND AFB					339,942
USAF, DET 8 AFRL/PK (SUPPORT VS), KIRTLAND AFB					110,572
USAF, SMC/PKB, KIRTLAND AFB					105,242
USAF, DET 8 AFRL/PK, KIRTLAND AFB					104,737
TYPE OF PRODUCT OR SERVICE	SMALL BUSINESS (000)	LARGE BUSINESS (000)	STATE & LOCAL GOV'T (000)	NON-PROFIT & OTHER (000)	TOTAL (000)
CONSTRUCTION	162,254	59,581	108	740	222,683
R & D	83,887	133,002	0	28,045	244,934
SERVICES	218,021	2,081,637	350	2,097,182	4,397,190
SUPPLIES & EQUIPMENT	67,075	96,228	775	15,945	180,023
TOTAL	531,237	2,370,448	1,233	2,141,912	5,044,830
TOP CONTRACTORS PERFORMING IN THIS STATE					
CIVILIAN AGENCIES CONTRACTORS	DOLLARS (000)	DEPARTMENT OF DEFENSE CONTRACTORS		DOLLARS (000)	
1. LOCKHEED MARTIN CORPORATION	1,612,893	1. TRW INC		61,608	
2. UNIVERSITY OF CALIFORNIA	1,336,515	2. NEWTECH INC		51,207	
3. WESTINGHOUSE ELECTRIC CORP	111,361	3. HONEYWELL INTERNATIONAL INC		38,047	
4. AKAL SECURITY INC	74,447	4. CHUGACH MANAGEMENT SERVICES		32,798	
5. HONEYWELL INTERNATIONAL INC	49,285	5. CARLYLE GROUP THE		25,797	
6. WACKENHUT CORPORATION THE	31,124	6. NEW MEXICO STATE UNIVERSITY		22,273	
7. DATACOM SCIENCES INC	17,980	7. APPLIED RESEARCH ASSOCIATES		21,325	
8. PRISON REALTY TRUST INC	17,568	8. PYA/MONARCH INC		17,863	
9. WASHINGTON GROUP INTERNATIONAL	15,385	9. PYRAMID SERVICES INC		16,745	
10. PIERCE ENTERPRISES INC	10,601	10. WESTAR CORPORATION		16,448	

FEDERAL PROCUREMENT DATA SYSTEM  
**FEDERAL PROCUREMENT DOLLARS BY STATE**  
 Fiscal Year 2001 Through Fourth Quarter

**NEW YORK**

Population 18,976,457

Total Procurement By Place of Performance \$5,023,387

Per Capita Procurement \$264.72

Rank Per Capita 44

Rank Per Capita Last Year 41

TOP FIVE COUNTIES					
NAME OF COUNTIES	CIVILIAN AGENCIES		DEPT OF DEFENSE		TOTAL (000)
	SMALL DIS-ADVANTAGED (000)	OTHER (000)	SMALL-DIS ADVANTAGED (000)	OTHER (000)	
1. SUFFOLK	25,164	504,535	8,894	382,330	920,923
2. NEW YORK	54,691	421,496	11,355	199,087	686,629
3. NASSAU	3,654	34,993	3,180	569,984	611,811
4. SCHENECTADY (CO	0	241,594	215	189,016	430,825
5. TIOGA (COUNTY)	0	1,858	0	359,487	361,345
TOP FIVE AGENCIES WITH PLACE OF PERFORMANCE IN THIS STATE (000)					
1. DEFENSE, DEPARTMENT OF					3,245,039
2. ENERGY, DEPARTMENT OF					694,931
3. GENERAL SERVICES ADMINISTRATION					281,771
4. HEALTH AND HUMAN SERVICES, DEPARTMENT OF					142,164
5. TREASURY, DEPARTMENT OF THE					134,138
TOP FIVE CONTRACTING OFFICES LOCATED IN THIS STATE (000)					
ENERGY, SCHENECTADY NAVAL REACTORS OFFICE					280,132
NAVY, FACILITIES ENGINEERING COMMAND, NEW YORK					205,614
GSA, PUBLIC BUILDING SERVICE, NEW YORK					185,760
USAF, AFRL/IFKRD, GRIFFISS AFB					134,147
USAF, AFRL/IFKRE, GRIFFISS AFB					115,166
TYPE OF PRODUCT OR SERVICE	SMALL BUSINESS (000)	LARGE BUSINESS (000)	STATE & LOCAL GOV'T (000)	NON-PROFIT & OTHER (000)	TOTAL (000)
CONSTRUCTION	144,695	188,582	0	181	333,458
R & D	47,222	341,265	90	54,058	442,635
SERVICES	399,060	1,316,970	12,424	591,076	2,319,530
SUPPLIES & EQUIPMENT	463,846	1,251,267	252	212,399	1,927,764
TOTAL	1,054,823	3,098,084	12,766	857,714	5,023,387
TOP CONTRACTORS PERFORMING IN THIS STATE					
CIVILIAN AGENCIES CONTRACTORS	DOLLARS (000)	DEPARTMENT OF DEFENSE CONTRACTORS		DOLLARS (000)	
1. BROOKHAVEN SCIENCE ASSOCIATES	453,191	1. LOCKHEED MARTIN CORPORATION		779,309	
2. LOCKHEED MARTIN CORPORATION	263,743	2. NORTHROP GRUMMAN CORP		464,804	
3. J ARON & COMPANY	55,613	3. WALLENUS HOLDINGS INC		203,663	
4. GROUP HEALTH INCORPORATED	28,659	4. HARRIS CORPORATION		109,341	
5. CONSOLIDATED EDISON INC	19,259	5. BECHTEL GROUP INC		94,631	
6. W P P GROUP PLC	19,073	6. AIL TECHNOLOGIES INC		78,410	
7. MITSUBISHI CORPORATION	19,011	7. BAE SYSTEMS PLC		59,953	
8. KRA CORPORATION	16,824	8. SISTERS OF CHARITY HEALTH CARE		53,610	
9. PIONEER CREDIT RECOVERY INC	15,641	9. IT GROUP INC THE		44,770	
10. KRUGER CONSTRUCTION INC	14,394	10. MOOG INC		30,153	

FEDERAL PROCUREMENT DATA SYSTEM  
**FEDERAL PROCUREMENT DOLLARS BY STATE**  
 Fiscal Year 2001 Through Fourth Quarter

**NORTH CAROLINA**

Population 8,049,313

Total Procurement By Place of Performance \$2,545,841

Per Capita Procurement \$316.28

Rank Per Capita 39

Rank Per Capita Last Year 43

TOP FIVE COUNTIES					
NAME OF COUNTIES	CIVILIAN AGENCIES		DEPT OF DEFENSE		TOTAL (000)
	SMALL DIS-ADVANTAGED (000)	OTHER (000)	SMALL-DIS ADVANTAGED (000)	OTHER (000)	
1. CUMBERLAND	2,119	9,698	43,138	355,249	410,204
2. DURHAM	17,108	260,871	571	48,426	327,076
3. MECKLENBURG	12,955	240,981	2,630	39,885	296,451
4. ONSLOW	97	1,268	19,200	190,718	211,283
5. GUILFORD	159	29,992	6,876	156,874	193,901
TOP FIVE AGENCIES WITH PLACE OF PERFORMANCE IN THIS STATE (000)					
1. DEFENSE, DEPARTMENT OF					1,555,609
2. HEALTH AND HUMAN SERVICES, DEPARTMENT OF					212,601
3. VETERANS AFFAIRS, DEPARTMENT OF					166,264
4. JUSTICE, DEPARTMENT OF					115,808
5. GENERAL SERVICES ADMINISTRATION					108,359
TOP FIVE CONTRACTING OFFICES LOCATED IN THIS STATE (000)					
ENVIRONMENTAL PROTECTION AGENCY, RESEARCH TRIANGLE					140,958
ARMY, DIRECTORATE OF CONTRACTING, FORT BRAGG					127,008
ARMY, ENGINEER DISTRICT (CIVIL), WILMINGTON					120,456
TRANSPORTATION, COAST GUARD, ELIZABETH CITY					116,951
HHS, NATIONAL INSTITUTES FOR HEALTH, RESEARCH TRIANGLE					116,267
TYPE OF PRODUCT OR SERVICE	SMALL BUSINESS (000)	LARGE BUSINESS (000)	STATE & LOCAL GOV'T (000)	NON-PROFIT & OTHER (000)	TOTAL (000)
CONSTRUCTION	225,496	586,427	252	5	812,180
R & D	27,722	154,703	-319	78,185	260,291
SERVICES	228,742	433,375	6,064	121,765	789,946
SUPPLIES & EQUIPMENT	171,096	476,797	324	35,207	683,424
TOTAL	653,056	1,651,302	6,321	235,162	2,545,841
TOP CONTRACTORS PERFORMING IN THIS STATE					
CIVILIAN AGENCIES CONTRACTORS	DOLLARS (000)	DEPARTMENT OF DEFENSE CONTRACTORS		DOLLARS (000)	
1. RESEARCH TRIANGLE INSTITUTE INC	108,057	1. FURNITURE BRANDS INTERNATIONAL		107,566	
2. HILLENBRAND INDUSTRIES INC	106,628	2. CADDELL CONSTRUCTION CO INC		101,612	
3. WACKENHUT CORPORATION THE	91,891	3. LUCENT TECHNOLOGIES INC		79,410	
4. PHILIPP HOLZMANN AG	62,970	4. HUNT BUILDING CORPORATION		59,971	
5. DUKE STONE & WEBSTER COGEMA	46,491	5. AVAYA INC		55,643	
6. LOCKHEED MARTIN CORPORATION	43,398	6. GREAT LAKES DREDGE & DOCK CORP		45,010	
7. UNIVERSITY OF NORTH CAROLINA	29,431	7. BEAN HORIZON CORP & STUYVESANT		38,642	
8. ISOMETRICS INC	19,389	8. PROGRESS ENERGY INC		35,853	
9. THOMAS HANEL	16,040	9. F R S CAPITAL CORP		28,505	
10. DAIMLERCHRYSLER AG	14,268	10. CARDINAL HEALTH INC		27,734	

FEDERAL PROCUREMENT DATA SYSTEM  
**FEDERAL PROCUREMENT DOLLARS BY STATE**  
 Fiscal Year 2001 Through Fourth Quarter

**NORTH DAKOTA**

Population 642,200

Total Procurement By Place of Performance \$243,814

Per Capita Procurement \$379.65

Rank Per Capita 34

Rank Per Capita Last Year 40

TOP FIVE COUNTIES					
NAME OF COUNTIES	CIVILIAN AGENCIES		DEPT OF DEFENSE		TOTAL (000)
	SMALL DIS-ADVANTAGED (000)	OTHER (000)	SMALL-DIS ADVANTAGED (000)	OTHER (000)	
1. WARD	0	9,280	8,368	41,780	59,428
2. GRAND FORKS	200	6,769	8,907	32,089	47,965
3. MORTON	5,499	30	0	24,921	30,450
4. ROLETTE	24,568	1,208	2,282	96	28,154
5. CASS	4,041	6,611	1,406	13,846	25,904
TOP FIVE AGENCIES WITH PLACE OF PERFORMANCE IN THIS STATE (000)					
1. DEFENSE, DEPARTMENT OF					158,794
2. JUSTICE, DEPARTMENT OF					23,868
3. AGRICULTURE, DEPARTMENT OF					17,426
4. HEALTH AND HUMAN SERVICES, DEPARTMENT OF					9,184
5. INTERIOR, DEPARTMENT OF THE					6,429
TOP FIVE CONTRACTING OFFICES LOCATED IN THIS STATE (000)					
USAF,319 CONS/LGC, GRAND FORK AFB					31,155
USAF, 5 CONS/CC, MINOT					24,249
VA MEDICAL & RO, FARGO					10,927
ARMY, USPFO FOR NORTH DAKOTA, BISMARCK					3,218
INTERIOR, BUREAU OF RECLAMATION, BISMARCK					720
TYPE OF PRODUCT OR SERVICE	SMALL BUSINESS (000)	LARGE BUSINESS (000)	STATE & LOCAL GOV'T (000)	NON-PROFIT & OTHER (000)	TOTAL (000)
CONSTRUCTION	64,348	19,096	0	0	83,444
R & D	1,352	0	0	33	1,385
SERVICES	51,303	20,630	359	17,442	89,734
SUPPLIES & EQUIPMENT	36,325	32,264	0	662	69,251
TOTAL	153,328	71,990	359	18,137	243,814
TOP CONTRACTORS PERFORMING IN THIS STATE					
CIVILIAN AGENCIES CONTRACTORS	DOLLARS (000)	DEPARTMENT OF DEFENSE CONTRACTORS		DOLLARS (000)	
1. TURTLE MOUNTAIN BAND OF CHIPPE	25,097	1. R&R JOINT VENTURE		27,118	
2. MINACT INC	6,428	2. B P PLC		24,259	
3. LADUCER & ASSOCIATES INC	5,386	3. ALSTOM POWER INC		5,677	
4. DAKOTA GROWERS PASTA COMPANY	5,069	4. XCEL ENERGY INC		4,446	
5. D&D JOINT VENTURE	3,357	5. MID-AMERICA AVIATION INC		3,940	
6. DAKOTA DRY BEAN INC	3,242	6. KEVIN'S CONSTUCTION - GRACON		3,717	
7. NOODLES BY LEONARDO INC	2,508	7. INGERSOLL-RAND COMPANY INC		3,699	
8. MC CORMICK INCORPORATED	1,936	8. SPF ENERGY INC		3,565	
9. TRINITY HEALTH INC	1,506	9. PARK CONSTRUCTION COMPANY INC		3,431	
10. L & K LEASING INC	1,263	10. NODAK ELECTRIC COOPERATIVE INC		3,230	

FEDERAL PROCUREMENT DATA SYSTEM  
**FEDERAL PROCUREMENT DOLLARS BY STATE**  
 Fiscal Year 2001 Through Fourth Quarter

**OHIO**

Population 11,353,140

Total Procurement By Place of Performance \$4,524,200

Per Capita Procurement \$398.50

Rank Per Capita 33

Rank Per Capita Last Year 33

TOP FIVE COUNTIES					
NAME OF COUNTIES	CIVILIAN AGENCIES		DEPT OF DEFENSE		TOTAL (000)
	SMALL DIS-ADVANTAGED (000)	OTHER (000)	SMALL-DIS ADVANTAGED (000)	OTHER (000)	
1. HAMILTON	14,757	373,614	12,066	1,029,633	1,430,070
5. GREENE	3,887	27,303	80,414	680,524	792,128
3. MONTGOMERY	13,682	156,741	25,810	307,236	503,469
4. CUYAHOGA	95,017	159,269	4,227	172,440	430,953
5. FRANKLIN	1,007	132,947	22,799	222,377	379,130
TOP FIVE AGENCIES WITH PLACE OF PERFORMANCE IN THIS STATE (000)					
1. DEFENSE, DEPARTMENT OF					3,311,657
2. ENERGY, DEPARTMENT OF					502,532
3. NATIONAL AERONAUTICS AND SPACE ADMINISTRATION					183,130
4. GENERAL SERVICES ADMINISTRATION					146,171
5. VETERANS AFFAIRS, DEPARTMENT OF					103,839
TOP FIVE CONTRACTING OFFICES LOCATED IN THIS STATE (000)					
USAF, ASC/YFK, WRIGHT PATTERSON AFB					3,819,724
USAF, ASC/YCK, WRIGHT PATTERSON AFB					3,127,040
USAF, ASC/GR, WRIGHT PATTERSON AFB					1,190,566
USAF, ASC/LPK, WRIGHT PATTERSON AFB					980,474
USAF, ASC/RWKR, WRIGHT PATTERSON AFB					786,178
TYPE OF PRODUCT OR SERVICE	SMALL BUSINESS (000)	LARGE BUSINESS (000)	STATE & LOCAL GOV'T (000)	NON-PROFIT & OTHER (000)	TOTAL (000)
CONSTRUCTION	123,303	123,946	0	84	247,333
R & D	208,727	173,305	132	122,339	504,503
SERVICES	432,537	1,129,266	7,820	360,171	1,929,794
SUPPLIES & EQUIPMENT	308,468	1,487,778	35	46,289	1,842,570
TOTAL	1,073,035	2,914,295	7,987	528,883	4,524,200
TOP CONTRACTORS PERFORMING IN THIS STATE					
CIVILIAN AGENCIES CONTRACTORS	DOLLARS (000)	DEPARTMENT OF DEFENSE CONTRACTORS		DOLLARS (000)	
1. FLUOR CORP	279,154	1. GENERAL ELECTRIC COMPANY INC		573,239	
2. MCDERMOTT INTERNATIONAL INC	101,874	2. SCIENCE APPLICATIONS INTL CORP		243,508	
3. BATTELLE MEMORIAL INSTITUTE INC	84,392	3. PROCTER & GAMBLE COMPANY THE		223,328	
4. OHIO VALLEY ELECTRIC CORP	46,083	4. GOODRICH B F COMPANY THE INC		168,048	
5. NORTHROP GRUMMAN CORP	37,858	5. BATTELLE MEMORIAL INSTITUTE INC		127,436	
6. USEC INC	27,066	6. BOEING COMPANY THE		95,947	
7. NAVISTAR INTERNATIONAL CORP	20,214	7. GOODYEAR TIRE & RUBBER CO		90,294	
8. INDYNE INC	18,711	8. CFM INTERNATIONAL INC		85,278	
9. CASE WESTERN RESERVE UNIV	16,813	9. KDI PRECISION PRODUCTS INC		57,433	
10. RTI INTERNATIONAL METALS INC	16,144	10. MODERN TECHNOLOGIES CORP		55,809	

FEDERAL PROCUREMENT DATA SYSTEM  
**FEDERAL PROCUREMENT DOLLARS BY STATE**  
 Fiscal Year 2001 Through Fourth Quarter

**OKLAHOMA**

Population 3,450,654

Total Procurement By Place of Performance \$1,966,289

Per Capita Procurement \$569.83

Rank Per Capita 23

Rank Per Capita Last Year 26

TOP FIVE COUNTIES					
NAME OF COUNTIES	CIVILIAN AGENCIES		DEPT OF DEFENSE		TOTAL (000)
	SMALL DIS-ADVANTAGED (000)	OTHER (000)	SMALL-DIS ADVANTAGED (000)	OTHER (000)	
1. OKLAHOMA	12,267	200,368	45,424	792,709	1,050,768
2. TULSA	9,262	23,528	25,831	129,741	188,362
3. COMANCHE	1,113	5,055	33,362	86,571	126,101
4. CLEVELAND	4,536	3,329	0	89,216	97,081
5. KAY	0	0	0	87,711	87,711
TOP FIVE AGENCIES WITH PLACE OF PERFORMANCE IN THIS STATE (000)					
1. DEFENSE, DEPARTMENT OF					1,567,523
2. GENERAL SERVICES ADMINISTRATION					232,035
3. JUSTICE, DEPARTMENT OF					72,314
4. INTERIOR, DEPARTMENT OF THE					24,368
5. LABOR, DEPARTMENT OF					14,481
TOP FIVE CONTRACTING OFFICES LOCATED IN THIS STATE (000)					
USAF, ALC/LPD, TINKER AFB					1,317,298
USAF, OC-ALC/LKD, TINKER AFB					531,534
USAF, OC-ALC/LIDIC, TINKER AFB					442,181
USAF, ALC/LAD, TINKER AFB					431,991
USAF, ALC/LID, TINKER AFB					357,381
TYPE OF PRODUCT OR SERVICE	SMALL BUSINESS (000)	LARGE BUSINESS (000)	STATE & LOCAL GOV'T (000)	NON-PROFIT & OTHER (000)	TOTAL (000)
CONSTRUCTION	132,729	42,062	-25	25	174,791
R & D	40,410	5,350	0	5,154	50,914
SERVICES	197,822	878,006	7,461	24,522	1,107,811
SUPPLIES & EQUIPMENT	172,766	454,297	0	5,710	632,773
TOTAL	543,727	1,379,715	7,436	35,411	1,966,289
TOP CONTRACTORS PERFORMING IN THIS STATE					
CIVILIAN AGENCIES CONTRACTORS	DOLLARS (000)	DEPARTMENT OF DEFENSE CONTRACTORS		DOLLARS (000)	
1. GENERAL MOTORS CORPORATION	130,895	1. BOEING COMPANY THE		252,608	
2. CARTER CHEVROLET AGENCY INC	29,625	2. ARINC INCORPORATED		176,304	
3. CHOCTAW NATION OF OKLAHOMA	28,726	3. CARLYLE GROUP THE		100,328	
4. AAR CORP	15,343	4. CONOCO INC		87,554	
5. JOHNSONS OF KINGFISHER INC	14,879	5. RAYTHEON COMPANY		65,488	
6. ENVIRONMENTAL MANAGEMENT INC	13,387	6. GARY-WILLIAMS COMPANY THE		55,495	
7. TIGER NATURAL GAS INC	11,294	7. VERITAS CAPITAL MANAGEMENT LLC		51,458	
8. ADAMS AND ASSOCIATES INC	7,620	8. DYNCORP		47,007	
9. ENVIROSOLVE LLC	4,952	9. ENCOMPASS SERVICES CORP		45,598	
10. RS INFORMATION SYSTEMS INC	4,845	10. NORTHROP GRUMMAN CORP		29,030	



FEDERAL PROCUREMENT DATA SYSTEM  
**FEDERAL PROCUREMENT DOLLARS BY STATE**  
 Fiscal Year 2001 Through Fourth Quarter

**OREGON**

Population 3,421,399

Total Procurement By Place of Performance \$809,834

Per Capita Procurement \$236.70

Rank Per Capita 48

Rank Per Capita Last Year 49

TOP FIVE COUNTIES					
NAME OF COUNTIES	CIVILIAN AGENCIES		DEPT OF DEFENSE		TOTAL (000)
	SMALL DIS-ADVANTAGED (000)	OTHER (000)	SMALL-DIS ADVANTAGED (000)	OTHER (000)	
1. MULTNOMAH	17,848	161,003	9,220	138,539	326,610
2. UMATILLA	227	12,078	4,208	129,486	145,999
3. JACKSON	4,061	34,467	61	811	39,400
4. LANE	5,188	13,742	287	9,447	28,664
5. DESCHUTES	4,340	21,909	82	976	27,307
TOP FIVE AGENCIES WITH PLACE OF PERFORMANCE IN THIS STATE (000)					
1. DEFENSE, DEPARTMENT OF					388,820
2. AGRICULTURE, DEPARTMENT OF					175,607
3. INTERIOR, DEPARTMENT OF THE					84,098
4. GENERAL SERVICES ADMINISTRATION					46,817
5. VETERANS AFFAIRS, DEPARTMENT OF					39,711
TOP FIVE CONTRACTING OFFICES LOCATED IN THIS STATE (000)					
ARMY, ENGINEER DISTRICT (CIVIL), PORTLAND					98,600
INTERIOR, FISH AND WILDLIFE SERVICE, PORTLAND					38,549
INTERIOR, BUREAU OF LAND MANAGEMENT, PORTLAND					38,039
VA MEDICAL CENTER, PORTLAND					24,950
HHS, PUBLIC HEALTH SERVICE, PORTLAND					12,888
TYPE OF PRODUCT OR SERVICE	SMALL BUSINESS (000)	LARGE BUSINESS (000)	STATE & LOCAL GOV'T (000)	NON-PROFIT & OTHER (000)	TOTAL (000)
CONSTRUCTION	74,555	89,875	57	375	164,862
R & D	5,753	658	0	10,271	16,682
SERVICES	146,168	166,388	13,946	17,500	344,002
SUPPLIES & EQUIPMENT	76,308	204,263	466	3,251	284,288
TOTAL	302,784	461,184	14,469	31,397	809,834
TOP CONTRACTORS PERFORMING IN THIS STATE					
CIVILIAN AGENCIES CONTRACTORS	DOLLARS (000)	DEPARTMENT OF DEFENSE CONTRACTORS		DOLLARS (000)	
1. MARUBENI CORP	24,355	1. RAYTHEON COMPANY		103,447	
2. CARGILL INCORPORATED	22,974	2. DAIMLERCHRYSLER AG		66,246	
3. AMERISOURCE BERGEN CORP	14,482	3. FREIGHTLINER LLC		23,337	
4. COLUMBIA HELICOPTERS INC	13,136	4. WASHINGTON GROUP INTL		21,133	
5. KELLER GROUP PLC	12,045	5. SHIPYARD AMERICA LLC		12,765	
6. STEWARTS FIREFIGHTERS FOOD CAT	9,616	6. PATEL ENGINEERING CO LIMITED		8,154	
7. TRW INC	9,131	7. J M VOITH AG		7,219	
8. CARSON SERVICES INC	8,644	8. PETER KIEWIT SONS' INC		7,030	
9. MANAGEMENT AND TRAINING CORP	8,467	9. A-DEC INC		5,537	
10. OREGON STATE OF	8,162	10. PECOS INC		5,317	

FEDERAL PROCUREMENT DATA SYSTEM  
**FEDERAL PROCUREMENT DOLLARS BY STATE**  
 Fiscal Year 2001 Through Fourth Quarter

**PENNSYLVANIA**

Population 12,281,054

Total Procurement By Place of Performance \$6,024,507

Per Capita Procurement \$490.55

Rank Per Capita 26

Rank Per Capita Last Year 30

TOP FIVE COUNTIES					
NAME OF COUNTIES	CIVILIAN AGENCIES		DEPT OF DEFENSE		TOTAL (000)
	SMALL DIS-ADVANTAGED (000)	OTHER (000)	SMALL-DIS ADVANTAGED (000)	OTHER (000)	
1. PHILADELPHIA	26,829	219,072	11,019	1,355,099	1,612,019
2. ALLEGHENY	24,778	557,068	5,324	733,169	1,320,339
3. YORK	110	10,022	3,111	542,622	555,865
4. MONTGOMERY	11,881	145,613	11,912	278,845	448,251
5. CHESTER	1,484	314,168	254	54,349	370,255
TOP FIVE AGENCIES WITH PLACE OF PERFORMANCE IN THIS STATE (000)					
1. DEFENSE, DEPARTMENT OF					4,213,954
2. ENERGY, DEPARTMENT OF					494,675
3. VETERANS AFFAIRS, DEPARTMENT OF					393,211
4. GENERAL SERVICES ADMINISTRATION					175,224
5. OFFICE OF PERSONNEL MANAGEMENT					171,129
TOP FIVE CONTRACTING OFFICES LOCATED IN THIS STATE (000)					
DOD, DEFENSE LOGISTICS AGENCY (TEXTILE), PHILADELPHIA					1,122,371
NAVY, FLEET INDUSTRIAL SUPPLY CENTER, PHILADELPHIA					926,339
DOD, DEFENSE LOGISTICS AGENCY (MEDICAL), PHILADELPHIA					920,889
DOD, DEFENSE LOGISTICS AGENCY (SUBSISTANCE), PHILADELPHIA					807,367
DOD, DEFENSE LOGISTICS AGENCY, INDUSTRIAL SUPPLY, PHILADELPHIA					660,478
TYPE OF PRODUCT OR SERVICE	SMALL BUSINESS (000)	LARGE BUSINESS (000)	STATE & LOCAL GOV'T (000)	NON-PROFIT & OTHER (000)	TOTAL (000)
CONSTRUCTION	144,800	140,857	0	2,993	288,650
R & D	102,137	660,099	0	247,232	1,009,468
SERVICES	482,300	1,435,730	10,597	59,722	1,988,349
SUPPLIES & EQUIPMENT	526,545	1,715,081	384	496,030	2,738,040
TOTAL	1,255,782	3,951,767	10,981	805,977	6,024,507
TOP CONTRACTORS PERFORMING IN THIS STATE					
CIVILIAN AGENCIES CONTRACTORS	DOLLARS (000)	DEPARTMENT OF DEFENSE CONTRACTORS		DOLLARS (000)	
1. BECHTEL GROUP INC	342,340	1. BOEING COMPANY THE		530,374	
2. AMERISOURCE BERGEN CORP	283,205	2. BOEING SIKORSKY COMANCHE TEAM		527,657	
3. US INVESTIGATION SERVICES INC	165,995	3. CARLYLE GROUP THE		413,932	
4. NATIONAL AMUSEMENTS INC	99,113	4. BECHTEL GROUP INC		400,986	
5. REED ELSEVIER PLC	40,009	5. LOCKHEED MARTIN CORPORATION		262,071	
6. WESTON ROY F INC	26,415	6. CARDINAL HEALTH INC		243,016	
7. AVENTIS	25,652	7. NATIONAL AMUSEMENTS INC		135,966	
8. ROYAL DANISH EMBASSY	23,149	8. CONCURRENT TECHNOLOGIES CORP		83,583	
9. KURZ CHAS & CO INC	19,923	9. PENNSYLVANIA STATE UNIVERSITY		64,256	
10. FIRST PRESTON MANAGEMENT INC	18,924	10. DUCHOSSOIS INDUSTRIES INC		49,845	

FEDERAL PROCUREMENT DATA SYSTEM  
**FEDERAL PROCUREMENT DOLLARS BY STATE**  
 Fiscal Year 2001 Through Fourth Quarter

**RHODE ISLAND**

Population 1,048,319

Total Procurement By Place of Performance \$327,576

Per Capita Procurement \$312.48

Rank Per Capita 40

Rank Per Capita Last Year 27

TOP FIVE COUNTIES					
NAME OF COUNTIES	CIVILIAN AGENCIES		DEPT OF DEFENSE		TOTAL (000)
	SMALL DIS-ADVANTAGED (000)	OTHER (000)	SMALL-DIS ADVANTAGED (000)	OTHER (000)	
1. NEWPORT	266	4,289	22,781	224,976	252,312
2. PROVIDENCE	118	30,549	193	11,637	42,497
3. WASHINGTON	843	4,070	1,065	11,723	17,701
4. KENT	175	4,217	2,821	5,073	12,286
5. BRISTOL	0	140	0	2,640	2,780
TOP FIVE AGENCIES WITH PLACE OF PERFORMANCE IN THIS STATE (000)					
1. DEFENSE, DEPARTMENT OF					282,909
2. GENERAL SERVICES ADMINISTRATION					10,446
3. TREASURY, DEPARTMENT OF THE					9,990
4. VETERANS AFFAIRS, DEPARTMENT OF					6,149
5. COMMERCE, DEPARTMENT OF					3,839
TOP FIVE CONTRACTING OFFICES LOCATED IN THIS STATE (000)					
NAVY, UNDERSEA WARFARE CENTER, NAVAL USC					245,796
TRANSPORTATION, COAST GUARD, WARWICK					21,773
NAVY, WAR COLLEGE, NEWPORT					11,418
VA MEDICAL CENTER, PROVIDENCE					7,653
ARMY, USPFO FOR RHODE ISLAND, PROVIDENCE					2,359
TYPE OF PRODUCT OR SERVICE	SMALL BUSINESS (000)	LARGE BUSINESS (000)	STATE & LOCAL GOV'T (000)	NON-PROFIT & OTHER (000)	TOTAL (000)
CONSTRUCTION	26,316	13,403	0	0	39,719
R & D	13,460	21,236	0	3,547	38,243
SERVICES	72,045	70,663	1,104	10,087	153,899
SUPPLIES & EQUIPMENT	35,478	55,210	0	5,027	95,715
TOTAL	147,299	160,512	1,104	18,661	327,576
TOP CONTRACTORS PERFORMING IN THIS STATE					
CIVILIAN AGENCIES CONTRACTORS	DOLLARS (000)	DEPARTMENT OF DEFENSE CONTRACTORS		DOLLARS (000)	
1. COOKSON GROUP PLC	4,778	1. RAYTHEON COMPANY		65,170	
2. DISTRIBUTION MANAGEMENT INC	3,552	2. ANALYSIS & TECHNOLOGY INC		11,772	
3. SCIENCE APPLICATIONS INTL CORP	3,410	3. AQUIDNECK MANAGEMENT ASSOC		11,691	
4. ALCOA INC	2,733	4. SYSTEMS ENGINEERING ASSOCIATES		11,376	
5. INTERNATIONAL PACKAGING CORP	1,919	5. MC LAUGHLIN RESEARCH CORP		9,326	
6. MEMORIAL HOSPITAL THE INC	1,857	6. FOSTER WHEELER CORPORATION		8,338	
7. FULLER GEORGE H & SON CO INC	1,311	7. BERKSHIRE HATHAWAY INC		7,926	
8. INFINITE GROUP INC	1,250	8. ADV SOLUTIONS FOR TOMMORROW		7,557	
9. SCHULER AG	1,169	9. BAE SYSTEMS PLC		7,426	
10. BRICKLE HYMAN & SON INC	1,132	10. SONALYSTS INC		5,737	

FEDERAL PROCUREMENT DATA SYSTEM  
**FEDERAL PROCUREMENT DOLLARS BY STATE**  
 Fiscal Year 2001 Through Fourth Quarter

**SOUTH CAROLINA**

Population 4,012,012

Total Procurement By Place of Performance \$2,986,999

Per Capita Procurement \$744.51

Rank Per Capita 18

Rank Per Capita Last Year 20

TOP FIVE COUNTIES					
NAME OF COUNTIES	CIVILIAN AGENCIES		DEPT OF DEFENSE		TOTAL (000)
	SMALL DIS- ADVAN- TAGED (000)	OTHER (000)	SMALL-DIS ADVAN- TAGED (000)	OTHER (000)	
1. AIKEN	7,567	1,578,454	2,284	821	1,589,126
2. CHARLESTON	14,730	91,040	59,376	500,233	665,379
3. RICHLAND	1,407	47,871	14,725	149,818	213,821
4. GREENVILLE	661	28,108	32	98,433	127,234
5. WILLIAMSBURG	0	109,478	0	66	109,544
TOP FIVE AGENCIES WITH PLACE OF PERFORMANCE IN THIS STATE (000)					
1. ENERGY, DEPARTMENT OF					1,582,841
2. DEFENSE, DEPARTMENT OF					1,063,685
3. JUSTICE, DEPARTMENT OF					138,263
4. VETERANS AFFAIRS, DEPARTMENT OF					51,369
5. TRANSPORTATION, DEPARTMENT OF					50,689
TOP FIVE CONTRACTING OFFICES LOCATED IN THIS STATE (000)					
ENERGY, SAVANNAH RIVER OPERATIONS OFFICE, AIKEN					1,582,433
NAVY, COMMAND CONTROL & OCEAN, CHARLESTON					740,417
NAVY, FACILITIES ENGINEERING COMMAND, CHARLESTON					572,750
VA CONSOLIDATED MAIL OUTPATIENT PHARMACY, CHARLESTON					275,419
NAVY, COMMAND CONTROL & OCEAN, CHARLESTON					68,062
TYPE OF PRODUCT OR SERVICE	SMALL BUSINESS (000)	LARGE BUSINESS (000)	STATE & LOCAL GOV'T (000)	NON- PROFIT & OTHER (000)	TOTAL (000)
CONSTRUCTION	131,703	169,795	8	0	301,506
R & D	9,910	3,525	50	10,352	23,837
SERVICES	215,324	2,050,168	5,361	29,180	2,300,033
SUPPLIES & EQUIPMENT	79,958	267,893	0	13,772	361,623
TOTAL	436,895	2,491,381	5,419	53,304	2,986,999
TOP CONTRACTORS PERFORMING IN THIS STATE					
CIVILIAN AGENCIES CONTRACTORS	DOLLARS (000)	DEPARTMENT OF DEFENSE CONTRACTORS		DOLLARS (000)	
1. WESTINGHOUSE ELECTRIC CORP	1,498,226	1. UNAKA COMPANY INCORPORATED		67,333	
2. HENSEL PHELPS CONSTRUCTION CO	100,203	2. LOCKHEED MARTIN CORPORATION		65,618	
3. WACKENHUT CORPORATION THE	71,717	3. BAE SYSTEMS PLC		56,523	
4. INTEROCEAN UGLAND MANAGEMENT	33,363	4. MILCOM SYSTEMS CORPORATION		53,055	
5. PROTECTIVE PLASTICS INC	13,789	5. DUKE ENERGY CORPORATION		43,841	
6. AMERISOURCE BERGEN CORP	13,338	6. HER-FIC EN LIQUIDATION SA		40,471	
7. BLUE CROSS & BLUE SHIELD OF SC	10,202	7. SCIENTIFIC RESEARCH CORP		36,980	
8. HONEYWELL INTERNATIONAL INC	9,771	8. RCI HOLDING CORP		32,168	
9. UNIVERSITY OF SOUTH CAROLINA	7,007	9. COMPAGNIE GENERALE DES ETABLIS		29,663	
10. JACOBS ENGINEERING GROUP INC	6,389	10. MTS3 INC		28,216	

FEDERAL PROCUREMENT DATA SYSTEM  
**FEDERAL PROCUREMENT DOLLARS BY STATE**  
 Fiscal Year 2001 Through Fourth Quarter

**SOUTH DAKOTA**

Population 754,844

Total Procurement By Place of Performance \$262,093

Per Capita Procurement \$347.21

Rank Per Capita 37

Rank Per Capita Last Year 38

TOP FIVE COUNTIES					
NAME OF COUNTIES	CIVILIAN AGENCIES		DEPT OF DEFENSE		TOTAL (000)
	SMALL DIS-ADVANTAGED (000)	OTHER (000)	SMALL-DIS ADVANTAGED (000)	OTHER (000)	
1. UNION	145	13,663	579	60,727	75,114
2. MINNEHAHA	1,470	34,004	85	6,577	42,136
3. MEADE	19	3,283	1,256	31,399	35,957
4. PENNINGTON	2,286	20,513	106	5,018	27,923
5. BROWN	1,215	12,278	0	60	13,553
TOP FIVE AGENCIES WITH PLACE OF PERFORMANCE IN THIS STATE (000)					
1. DEFENSE, DEPARTMENT OF					116,736
2. INTERIOR, DEPARTMENT OF THE					49,015
3. HEALTH AND HUMAN SERVICES, DEPARTMENT OF					29,787
4. AGRICULTURE, DEPARTMENT OF					23,736
5. GENERAL SERVICES ADMINISTRATION					9,143
TOP FIVE CONTRACTING OFFICES LOCATED IN THIS STATE (000)					
HHS, PUBLIC HEALTH SERVICE, ABERDEEN					33,188
USAF, 28 CONS/CC, ELLSWORTH AFB					16,621
INTERIOR, BUREAU OF INDIAN AFFAIRS, ABERDEEN					14,100
VA MEDICAL CENTER, FT MEADE					8,065
AGRICULTURE, FOREST SERVICE, CUSTER					5,147
TYPE OF PRODUCT OR SERVICE	SMALL BUSINESS (000)	LARGE BUSINESS (000)	STATE & LOCAL GOV'T (000)	NON-PROFIT & OTHER (000)	TOTAL (000)
CONSTRUCTION	33,118	18,252	0	0	51,370
R & D	611	0	0	0	611
SERVICES	23,066	55,697	7,319	16,645	102,727
SUPPLIES & EQUIPMENT	21,352	85,608	0	425	107,385
TOTAL	78,147	159,557	7,319	17,070	262,093
TOP CONTRACTORS PERFORMING IN THIS STATE					
CIVILIAN AGENCIES CONTRACTORS	DOLLARS (000)	DEPARTMENT OF DEFENSE CONTRACTORS		DOLLARS (000)	
1. RAYTHEON COMPANY	27,392	1. TYSON FOODS INC		37,414	
2. GATEWAY INC	13,905	2. GATEWAY INC		23,523	
3. AMERICAN FOODS GROUP INC	7,951	3. SCULL CONSTRUCTION SERVICE INC		9,224	
4. JOHNSON CONTROLS INC	6,186	4. BH SERVICES INC		5,834	
5. OJIBWA EXCAVATING	5,988	5. TYCO INTERNATIONAL LTD		4,104	
6. WELLS FARGO & COMPANY INC	5,411	6. MDU RESOURCES GROUP INC		2,888	
7. RAPID CITY REGIONAL HOSPITAL	3,635	7. SWANBERG CONSTRUCTION INC		2,002	
8. VISTA STAFFING SOLUTIONS INC	3,500	8. PARSONS CORPORATION THE		1,893	
9. HIGH POWER INC	3,140	9. HARRISON WESTERN CONSTRUCTION		1,601	
10. HORIZONS INC	2,644	10. NATIONAL GENERAL SUPPLY INC		1,338	

FEDERAL PROCUREMENT DATA SYSTEM  
**FEDERAL PROCUREMENT DOLLARS BY STATE**  
 Fiscal Year 2001 Through Fourth Quarter

**TENNESSEE**

Population 5,689,283

Total Procurement By Place of Performance \$3,837,687

Per Capita Procurement \$674.55

Rank Per Capita 20

Rank Per Last Year 13

TOP FIVE COUNTIES					
NAME OF COUNTIES	CIVILIAN AGENCIES		DEPT OF DEFENSE		TOTAL (000)
	SMALL DIS-ADVANTAGED (000)	OTHER (000)	SMALL-DIS ADVANTAGED (000)	OTHER (000)	
1. ANDERSON	19,836	2,043,840	0	17,487	2,081,163
2. SHELBY	8,462	166,490	15,498	358,259	548,709
3. COFFEE	0	19,804	2,420	301,636	323,860
4. RUTHERFORD	2,507	277,922	1,542	4,488	286,459
5. DAVIDSON	3,984	57,996	524	33,088	95,592
TOP FIVE AGENCIES WITH PLACE OF PERFORMANCE IN THIS STATE (000)					
1. ENERGY, DEPARTMENT OF					2,099,348
2. DEFENSE, DEPARTMENT OF					1,028,437
3. VETERANS AFFAIRS, DEPARTMENT OF					343,760
4. AGRICULTURE, DEPARTMENT OF					149,109
5. TREASURY, DEPARTMENT OF THE					63,262
TOP FIVE CONTRACTING OFFICES LOCATED IN THIS STATE (000)					
ENERGY, OAK RIDGE OPERATIONS OFFICE					2,392,952
VA CONSOLIDATED MAIL OUTPATIENT PHARMACY, MURFREESBORO					248,053
USAF, AEDC/PKO, ARNOLD ENG DEV CTR					232,905
USAF, AEDC/PKP, ARNOLD ENG DEV CTR					64,870
ARMY, ENGINEER DISTRICT (CIVIL), MEMPHIS					62,357
TYPE OF PRODUCT OR SERVICE	SMALL BUSINESS (000)	LARGE BUSINESS (000)	STATE & LOCAL GOV'T (000)	NON-PROFIT & OTHER (000)	TOTAL (000)
CONSTRUCTION	46,543	39,377	0	0	85,920
R & D	27,291	257,857	50	11,362	296,560
SERVICES	125,270	1,572,607	15,730	804,917	2,518,524
SUPPLIES & EQUIPMENT	417,923	481,791	111	36,858	936,683
TOTAL	617,027	2,351,632	15,891	853,137	3,837,687
TOP CONTRACTORS PERFORMING IN THIS STATE					
CIVILIAN AGENCIES CONTRACTORS	DOLLARS (000)	DEPARTMENT OF DEFENSE CONTRACTORS		DOLLARS (000)	
1. MCDERMOTT INTERNATIONAL INC	889,258	1. FEDEX CORP		211,211	
2. UT-BATTELLE LLC	667,887	2. JACOBS ENGINEERING GROUP INC		162,139	
3. BECHTEL GROUP INC	490,462	3. AEROSPACE CENTER SUPPORT		83,760	
4. AMERISOURCE BERGEN CORP	272,361	4. TENNIER INDUSTRIES INC		77,723	
5. CAL WESTERN PACKAGING CORP	103,802	5. ARNOLD TRUMAN COMPANIES INC		61,663	
6. OAK RIDGE ASSOCIATED UNIV	98,756	6. TENNESSEE APPAREL CORP		38,037	
7. FOSTER WHEELER CORPORATION	70,275	7. AMERICAN ORDINANCE LLC		34,782	
8. WACKENHUT CORPORATION THE	62,630	8. CAMEL MANUFACTURING CO INC		32,739	
9. NFS SERVICE LLC	41,490	9. WILLIAMS COMPANIES INC THE		19,430	
10. ALLTRISTA CORPORATION	30,279	10. IT GROUP INC THE		18,677	

FEDERAL PROCUREMENT DATA SYSTEM  
**FEDERAL PROCUREMENT DOLLARS BY STATE**  
 Fiscal Year 2001 Through Fourth Quarter

**TEXAS**

Population 20,851,820

Total Procurement By Place of Performance \$14,689,490

Per Capita Procurement \$704.47

Rank Per Capita 19

Rank Per Capita Last Year 14

TOP FIVE COUNTIES					
NAME OF COUNTIES	CIVILIAN AGENCIES		DEPT OF DEFENSE		TOTAL (000)
	SMALL DIS-ADVANTAGED (000)	OTHER (000)	SMALL-DIS ADVANTAGED (000)	OTHER (000)	
1. HARRIS	79,064	3,390,730	7,692	304,476	3,781,962
2. TARRANT	13,867	227,845	30,209	1,721,220	1,993,141
3. BEXAR	56,567	412,083	231,627	1,243,788	1,944,065
4. DALLAS	12,296	177,012	11,362	1,243,337	1,325,089
5. HUNT	0	27,699	0	461,073	488,772
TOP FIVE AGENCIES WITH PLACE OF PERFORMANCE IN THIS STATE (000)					
1. DEFENSE, DEPARTMENT OF					9,427,688
2. NATIONAL AERONAUTICS AND SPACE ADMINISTRATION					3,294,624
3. GENERAL SERVICES ADMINISTRATION					689,141
4. JUSTICE, DEPARTMENT OF					215,079
5. AGRICULTURE, DEPARTMENT OF					211,175
TOP FIVE CONTRACTING OFFICES LOCATED IN THIS STATE (000)					
NASA, JOHNSON SPACE FLIGHT CENTER, HOUSTON					3,513,050
GSA, FTS ACQUISITION TEAM, FORT WORTH					481,498
USAF, HSW/PKV, BROOKS AFB					451,777
VA MEDICAL CENTER, DALLAS					261,740
ARMY, ENGINEER DISTRICT, FORT WORTH					247,254
TYPE OF PRODUCT OR SERVICE	SMALL BUSINESS (000)	LARGE BUSINESS (000)	STATE & LOCAL GOV'T (000)	NON-PROFIT & OTHER (000)	TOTAL (000)
CONSTRUCTION	405,478	298,643	0	2,501	706,622
R & D	144,537	1,122,360	153	146,295	1,413,345
SERVICES	1,109,863	4,366,680	18,084	326,541	5,821,168
SUPPLIES & EQUIPMENT	910,786	5,173,924	55	663,590	6,748,355
TOTAL	2,570,664	10,961,607	18,292	1,138,927	14,689,490
TOP CONTRACTORS PERFORMING IN THIS STATE					
CIVILIAN AGENCIES CONTRACTORS	DOLLARS (000)	DEPARTMENT OF DEFENSE CONTRACTORS		DOLLARS (000)	
1. UNITED SPACE ALLIANCE LLC	1,578,319	1. LOCKHEED MARTIN CORPORATION		2,014,351	
2. BOEING COMPANY THE	689,317	2. RAYTHEON COMPANY		933,589	
3. LOCKHEED MARTIN CORPORATION	597,573	3. BOEING COMPANY THE		498,063	
4. FITZGERALD BEN REAL ESTATE	203,945	4. STEWART & STEVENSON SERVICES		460,122	
5. DELL MARKETING LP	138,253	5. EQUILON ENTERPRISES LLC		383,535	
6. RAYTHEON COMPANY	91,253	6. DYNCORP		366,742	
7. DAY & ZIMMERMANN INCORPORATED	72,415	7. EXXON MOBIL CORPORATION		318,077	
8. SCIENCE APPLICATIONS INTL CORP	60,019	8. DELL MARKETING LP		281,093	
9. UNIVERSITY OF TEXAS	57,706	9. TEXTRON INC		275,289	
10. CARGILL INCORPORATED	48,981	10. UNITED TECHNOLOGIES CORP		202,389	

FEDERAL PROCUREMENT DATA SYSTEM  
**FEDERAL PROCUREMENT DOLLARS BY STATE**  
 Fiscal Year 2001 Through Fourth Quarter

**UTAH**

Population 2,233,169

Total Procurement By Place of Performance \$2,006,768

Per Capita Procurement \$898.62

Rank Per Capita 14

Rank Per Capita Last Year 18

TOP FIVE COUNTIES					
NAME OF COUNTIES	CIVILIAN AGENCIES		DEPT OF DEFENSE		TOTAL (000)
	SMALL DIS-ADVANTAGED (000)	OTHER (000)	SMALL-DIS ADVANTAGED (000)	OTHER (000)	
1. DAVIS	1,396	56,689	2,535	664,276	724,896
2. BOX ELDER	305	378,094	0	23,039	401,438
3. SALT LAKE	5,170	92,045	5,578	217,176	319,969
4. TOOELE	256	56,456	23,035	44,980	124,727
5. WEBER	24,262	14,987	766	29,422	69,437
TOP FIVE AGENCIES WITH PLACE OF PERFORMANCE IN THIS STATE (000)					
1. DEFENSE, DEPARTMENT OF					1,275,131
2. NATIONAL AERONAUTICS AND SPACE ADMINISTRATION					382,645
3. GENERAL SERVICES ADMINISTRATION					69,373
4. LABOR, DEPARTMENT OF					61,211
5. ENERGY, DEPARTMENT OF					55,987
TOP FIVE CONTRACTING OFFICES LOCATED IN THIS STATE (000)					
USAF, ALC/PKME/LMKE, HILL AFB					570,095
USAF, ALC/PKI/LIK, HILL AFB					251,870
USAF, ALC/PKT/YWK, HILL AFB					211,513
USAF, ALC/PKW/WMK, HILL AFB					208,287
USAF, ALC/LGFD, HILL AFB					167,515
TYPE OF PRODUCT OR SERVICE	SMALL BUSINESS (000)	LARGE BUSINESS (000)	STATE & LOCAL GOV'T (000)	NON-PROFIT & OTHER (000)	TOTAL (000)
CONSTRUCTION	81,520	62,484	0	136	144,140
R & D	26,859	56,672	0	45,790	129,321
SERVICES	144,467	841,881	1,425	7,209	994,982
SUPPLIES & EQUIPMENT	96,371	605,466	267	36,221	738,325
TOTAL	349,217	1,566,503	1,692	89,356	2,006,768
TOP CONTRACTORS PERFORMING IN THIS STATE					
CIVILIAN AGENCIES CONTRACTORS	DOLLARS (000)	DEPARTMENT OF DEFENSE CONTRACTORS		DOLLARS (000)	
1. ALLIANT TECHSYSTEMS INC	376,539	1. TRW INC		569,260	
2. ENVIROCARE OF UTAH INC	55,029	2. L-3 COMMUNICATIONS HOLDING INC		104,953	
3. MANAGEMENT AND TRAINING CORP	54,617	3. P B LLC		33,859	
4. BIG D CONSTRUCTION CORP	23,281	4. SINCLAIR OIL CORPORATION		31,862	
5. PLANETGOV INC	20,460	5. EVANS & SUTHERLAND COMPUTER		29,648	
6. UNIVERSITY OF UTAH	12,858	6. ALPINE INDUSTRIESLLC		28,950	
7. UTAH STATE UNIVERSITY	8,502	7. UTAH STATE UNIVERSITY		27,010	
8. AMERISOURCE BERGEN CORP	7,329	8. URS CORPORATION		26,909	
9. CHERRY CENTRAL COOPERATIVE INC	6,753	9. ENVIRO FOAM TECHNOLOGIES INC		25,044	
10. PECK ORMSBY CONSTRUCTION CO	6,337	10. ALCOA INC		23,356	



FEDERAL PROCUREMENT DATA SYSTEM  
**FEDERAL PROCUREMENT DOLLARS BY STATE**  
 Fiscal Year 2001 Through Fourth Quarter

**VERMONT**

Population \$608,827

Total Procurement By Place of Performance \$352,443

Per Capita Procurement \$578.89

Rank Per Capita 22

Rank Per Capita Last Year 29

TOP FIVE COUNTIES					
NAME OF COUNTIES	CIVILIAN AGENCIES		DEPT OF DEFENSE		TOTAL (000)
	SMALL DIS-ADVANTAGED (000)	OTHER (000)	SMALL-DIS ADVANTAGED (000)	OTHER (000)	
1. CHITTENDEN	0	8,459	182	276,583	285,224
2. ADDISON	0	9,935	0	18,250	28,185
3. WASHINGTON	0	10,221	0	1,260	11,481
4. WINDSOR	232	5,402	244	3,055	8,933
5. FRANKLIN	0	6,328	0	114	6,442
TOP FIVE AGENCIES WITH PLACE OF PERFORMANCE IN THIS STATE (000)					
1. DEFENSE, DEPARTMENT OF					307,193
2. GENERAL SERVICES ADMINISTRATION					9,845
3. LABOR, DEPARTMENT OF					9,648
4. AGENCY FOR INTERNATIONAL DEVELOPMENT					9,117
5. VETERANS AFFAIRS, DEPARTMENT OF					6,309
TOP FIVE CONTRACTING OFFICES LOCATED IN THIS STATE (000)					
JUSTICE, IMMIGRATION AND NATURAL SVC, BURLINGTON					60,443
VA MEDICAL & RO, WHITE RIVER JUNCTION					11,478
ARMY, USPFO FOR VERMONT, COLCHESTER					8,938
JUSTICE, MARSHALS SERVICE, BURLINGTON					32
AGRICULTURE, SOIL CONSERVATION SERVICE, WINOOSKI					21
TYPE OF PRODUCT OR SERVICE	SMALL BUSINESS (000)	LARGE BUSINESS (000)	STATE & LOCAL GOV'T (000)	NON-PROFIT & OTHER (000)	TOTAL (000)
CONSTRUCTION	11,585	2,892	0	0	14,477
R & D	1,667	4,026	0	1,552	7,245
SERVICES	23,887	55,919	301	2,329	82,436
SUPPLIES & EQUIPMENT	12,834	228,567	0	6,884	248,285
TOTAL	49,973	291,404	301	10,765	352,443
TOP CONTRACTORS PERFORMING IN THIS STATE					
CIVILIAN AGENCIES CONTRACTORS	DOLLARS (000)	DEPARTMENT OF DEFENSE CONTRACTORS		DOLLARS (000)	
1. CAREER SYSTEMS DEV CORP	9,618	1. GENERAL DYNAMICS CORPORATION		256,350	
2. ASSOCIATES IN RURAL DEVELOPMENT	9,117	2. GOODRICH CORPORATION		18,250	
3. PIZZAGALLI PROPERTIES LLC	2,731	3. NEAGLEY & CHASE CONSTRUCTION		6,377	
4. SPILLANE P J CO INC	2,234	4. PKC CORPORATION		5,827	
5. LUCILLE FARMS INC	2,126	5. NEW ENGLAND WOODCRAFT INC		3,138	
6. UNIVERSITY OF VERMONT	2,013	6. PARSONS CORPORATION THE		2,497	
7. OPINION RESEARCH CORPORATION	1,385	7. FURNITURE BY THURSTON INC		2,020	
8. COMMUNICATIONS PRODUCTS INC	1,313	8. DUROCHER DOCK & DREDGE INC		1,801	
9. STEWART CONSTRUCTION INC	977	9. LITTLE ARTHUR D INC		1,540	
10. SO BURLINGTON INS PARTNERSHIP	943	10. CGF HELMS CORP		1,046	

FEDERAL PROCUREMENT DATA SYSTEM  
**FEDERAL PROCUREMENT DOLLARS BY STATE**  
 Fiscal Year 2001 Through Fourth Quarter

**VIRGINIA**

Population 7,078,515

Total Procurement By Place of Performance \$26,030,139

Per Capita Procurement \$3,677.34

Rank Per Capita 2

Rank Per Capita Last Year 2

TOP FIVE COUNTIES					
NAME OF COUNTIES	CIVILIAN AGENCIES		DEPT OF DEFENSE		TOTAL (000)
	SMALL DIS-ADVANTAGED (000)	OTHER (000)	SMALL-DIS ADVANTAGED (000)	OTHER (000)	
1. FAIRFAX	377,960	1,826,166	218,769	4,105,582	6,528,477
2. NEWPORT NEWS	5,489	126,563	33,543	5,885,816	6,051,411
3. ARLINGTON	203,172	1,471,916	158,655	1,260,277	3,094,020
4. FAIRFAX CITY	246,773	924,251	92,327	880,182	2,143,533
5. NORFOLK CITY	5,878	35,480	157,966	1,127,741	1,327,065
TOP FIVE AGENCIES WITH PLACE OF PERFORMANCE IN THIS STATE (000)					
1. DEFENSE, DEPARTMENT OF					18,591,690
2. GENERAL SERVICES ADMINISTRATION					1,896,926
3. ENERGY, DEPARTMENT OF					783,307
4. JUSTICE, DEPARTMENT OF					748,433
5. TREASURY, DEPARTMENT OF THE					614,380
TOP FIVE CONTRACTING OFFICES LOCATED IN THIS STATE (000)					
DOD, DEFENSE LOGISTICS AGENCY, FORT BELVOIR					4,732,165
NAVY, SEA SYSTEMS COMMAND, ARLINGTON					1,847,208
DOD, STRATEGIC DEFENSE INITIATIVES AGENCY, ARLINGTON					1,559,244
DOD, DEFENSE LOGISTICS AGENCY, RICHMOND					1,511,134
NAVY, STRATEGIC SYSTEMS PROGRAMS, ARLINGTON					1,116,026
TYPE OF PRODUCT OR SERVICE	SMALL BUSINESS (000)	LARGE BUSINESS (000)	STATE & LOCAL GOV'T (000)	NON-PROFIT & OTHER (000)	TOTAL (000)
CONSTRUCTION	330,460	676,931	0	30	1,007,421
R & D	485,068	1,208,490	336	502,987	2,196,881
SERVICES	3,929,598	9,156,291	7,148	366,637	13,459,674
SUPPLIES & EQUIPMENT	1,421,994	7,864,306	811	79,052	9,366,163
TOTAL	6,167,120	18,906,018	8,295	948,706	26,030,139
TOP CONTRACTORS PERFORMING IN THIS STATE					
CIVILIAN AGENCIES CONTRACTORS	DOLLARS (000)	DEPARTMENT OF DEFENSE CONTRACTORS		DOLLARS (000)	
1. MCDERMOTT INTERNATIONAL INC	482,254	1. NEWPORT NEWS SHIPBUILDING INC		5,598,089	
2. SCIENCE APPLICATIONS INTL CORP	327,355	2. NORTHROP GRUMMAN CORP		756,621	
3. TRW INC	277,279	3. SCIENCE APPLICATIONS INTL CORP		536,760	
4. COMPUTER SCIENCES CORPORATION	252,417	4. LOCKHEED MARTIN CORPORATION		435,377	
5. ELECTRONIC DATA SYSTEMS CORP	188,848	5. WORLDCOM INC		347,760	
6. BOOZ ALLEN & HAMILTON INC	175,499	6. CNF INC		294,723	
7. NORTHROP GRUMMAN CORP	164,460	7. COMPUTER SCIENCES CORPORATION		294,369	
8. DYNACORP	154,795	8. UNISYS CORPORATION		262,440	
9. DATATRAC INFORMATION SERVICES	135,937	9. MITRE CORPORATION THE		255,327	
10. SOUTHEASTERN UNIV RESEARCH	106,313	10. BOOZ ALLEN & HAMILTON INC		237,888	

FEDERAL PROCUREMENT DATA SYSTEM  
**FEDERAL PROCUREMENT DOLLARS BY STATE**  
 Fiscal Year 2001 Through Fourth Quarter

**WASHINGTON**

Population 5,894,121

Total Procurement By Place of Performance \$5,197,194

Per Capita Procurement \$881.76

Rank Per Capita 15

Rank Per Capita Last Year 16

TOP FIVE COUNTIES					
NAME OF COUNTIES	CIVILIAN AGENCIES		DEPT OF DEFENSE		TOTAL (000)
	SMALL DIS-ADVANTAGED (000)	OTHER (000)	SMALL-DIS ADVANTAGED (000)	OTHER (000)	
1. BENTON	13,467	1,991,463	41	14,606	2,019,577
2. KING	10,138	388,851	8,407	1,364,382	1,771,778
3. KITSAP	1,784	32,019	25,568	280,561	339,932
4. WHATCOM	369	12,183	672	261,261	274,485
5. PIERCE	210	35,674	41,267	152,511	229,662
TOP FIVE AGENCIES WITH PLACE OF PERFORMANCE IN THIS STATE (000)					
1. DEFENSE, DEPARTMENT OF					2,403,483
2. ENERGY, DEPARTMENT OF					1,998,594
3. GENERAL SERVICES ADMINISTRATION					290,927
4. AGRICULTURE, DEPARTMENT OF					197,300
5. HEALTH AND HUMAN SERVICES, DEPARTMENT OF					76,182
TOP FIVE CONTRACTING OFFICES LOCATED IN THIS STATE (000)					
ENERGY, RICHLAND OPERATIONS OFFICE					1,234,526
ENERGY, OFFICE OF RIVER PROTECTION, RICHLAND					762,053
GSA, FTS TECHNICAL SERVICES DIVISION, BREMERTON					403,767
NAVY, FACILITIES ENGINEERING F O, POULSBO					272,564
GSA, PUBLIC BUILDING SERVICE, AUBURN					191,576
TYPE OF PRODUCT OR SERVICE	SMALL BUSINESS (000)	LARGE BUSINESS (000)	STATE & LOCAL GOV'T (000)	NON-PROFIT & OTHER (000)	TOTAL (000)
CONSTRUCTION	223,868	456,692	38	1,202	681,800
R & D	39,860	814,728	3,165	64,215	921,968
SERVICES	314,066	1,836,859	10,537	155,345	2,316,807
SUPPLIES & EQUIPMENT	216,776	970,050	204	89,589	1,276,619
TOTAL	794,570	4,078,329	13,944	310,351	5,197,194
TOP CONTRACTORS PERFORMING IN THIS STATE					
CIVILIAN AGENCIES CONTRACTORS	DOLLARS (000)	DEPARTMENT OF DEFENSE CONTRACTORS		DOLLARS (000)	
1. FLUOR CORP	634,181	1. BOEING COMPANY THE		765,255	
2. BECHTEL GROUP INC	471,243	2. B P PLC		258,128	
3. BATTELLE MEMORIAL INSTITUTE INC	430,724	3. TBI BEHEER BV		234,836	
4. CH2M HILL COMPANIES LTD	380,828	4. TODD SHIPYARDS CORPORATION		77,682	
5. PHILIPP HOLZMANN AG	155,568	5. JOHNSON CONTROLS INC		72,498	
6. KALAM EXPORT CO LLC	70,863	6. PACIFIC MEDICAL CENTER INC		65,515	
7. BRITISH NUCLEAR FUELS PLC	30,904	7. U S OIL & REFINING CO INC		55,077	
8. WASHINGTON UNIVERSITY OF	28,814	8. RAYTHEON COMPANY		34,672	
9. HUTCHINSON FRED CANCER RES	21,225	9. HONEYWELL INTERNATIONAL INC		32,845	
10. NORTHWEST PACKING COMPANY INC	16,572	10. GENERAL CONSTRUCTION COMPANY		26,917	

FEDERAL PROCUREMENT DATA SYSTEM  
**FEDERAL PROCUREMENT DOLLARS BY STATE**  
 Fiscal Year 2001 Through Fourth Quarter

**WEST VIRGINIA**

Population 1,808,344

Total Procurement By Place of Performance \$434,100

Per Capita Procurement \$240.05

Rank Per Capita 47

Rank Per Capita Last Year 42

TOP FIVE COUNTIES					
NAME OF COUNTIES	CIVILIAN AGENCIES		DEPT OF DEFENSE		TOTAL (000)
	SMALL DIS-ADVANTAGED (000)	OTHER (000)	SMALL-DIS ADVANTAGED (000)	OTHER (000)	
1. MONONGALIA	4,795	69,821	98	4,016	78,730
2. BERKELEY	30,696	42,622	0	2,381	75,699
3. KANAWHA	241	31,500	2,303	8,687	42,731
4. WOOD	4,608	20,775	33	1,405	30,452
5. JEFFERSON	2,096	20,679	319	986	24,080
TOP FIVE AGENCIES WITH PLACE OF PERFORMANCE IN THIS STATE (000)					
1. DEFENSE, DEPARTMENT OF					104,624
2. TREASURY, DEPARTMENT OF THE					63,211
3. ENERGY, DEPARTMENT OF					61,605
4. GENERAL SERVICES ADMINISTRATION					35,024
5. VETERANS AFFAIRS, DEPARTMENT OF					27,553
TOP FIVE CONTRACTING OFFICES LOCATED IN THIS STATE (000)					
TREASURY, BUREU OF THE PUBLIC DEBT, PARKERSBURG					166,516
ARMY, ENGINEER DISTRICT (CIVIL), HUNTINGTON					77,992
TREASURY, BUREAU OF THE PUBLIC DEBT, PARKERSBURG					26,464
TRANSPORTATION, COAST GUARD, MARTINSBURG					24,021
VA MEDICAL CENTER, HUNTINGTON					16,638
TYPE OF PRODUCT OR SERVICE	SMALL BUSINESS (000)	LARGE BUSINESS (000)	STATE & LOCAL GOV'T (000)	NON-PROFIT & OTHER (000)	TOTAL (000)
CONSTRUCTION	51,755	27,891	0	0	79,646
R & D	6,354	6,434	0	1,160	13,948
SERVICES	105,553	145,204	1,734	22,740	275,231
SUPPLIES & EQUIPMENT	37,455	20,378	28	7,414	65,275
TOTAL	201,117	199,907	1,762	31,314	434,100
TOP CONTRACTORS PERFORMING IN THIS STATE					
CIVILIAN AGENCIES CONTRACTORS	DOLLARS (000)	DEPARTMENT OF DEFENSE CONTRACTORS	DOLLARS (000)		
1. ENERGY & ENVIRONMENTAL SOL	27,557	1. ALLIANT TECHSYSTEMS INC	9,581		
2. UNISYS CORPORATION	26,166	2. WASTE-TRON INC	7,885		
3. FUENTEZ SYSTEMS CONCEPTS INC	18,484	3. PATEL ENGINEERING COMPANY LTD	5,499		
4. CARLYLE GROUP THE	15,114	4. CHIPPAWA HAZARDOUS WASTE	5,434		
5. INFORMATION MANUFACTURING CORP	10,500	5. ALAN STONE CO INC	5,019		
6. MANAGEMENT AND TRAINING CORP	9,507	6. TOUCHSTONE RESEARCH LAB	4,288		
7. POWELL S CONSTRUCTION CO INC	9,125	7. UNIONVALE COAL CO INC	3,447		
8. TITAN CORPORATION THE	7,165	8. AHERN & ASSOCIATES INC	3,361		
9. INTL BUSINESS MACHINE CORP	6,917	9. PORT AMHERST LTD	3,250		
10. MILVETS SYSTEM TECHNOLOGY INC	6,772	10. WIRT SURVIVAL LLP	2,692		

FEDERAL PROCUREMENT DATA SYSTEM  
**FEDERAL PROCUREMENT DOLLARS BY STATE**  
 Fiscal Year 2001 Through Fourth Quarter

**WISCONSIN**

Population 5,363,675

Total Procurement By Place of Performance \$1,556,897

Per Capita Procurement \$290.27

Rank Per Capita 41

Rank Per Capita Last Year 47

TOP FIVE COUNTIES					
NAME OF COUNTIES	CIVILIAN AGENCIES		DEPT OF DEFENSE		TOTAL (000)
	SMALL DIS- ADVAN- TAGED (000)	OTHER (000)	SMALL-DIS ADVAN- TAGED (000)	OTHER (000)	
1. WINNEBAGO	0	3,780	0	548,920	552,700
2. MILWAUKEE	9,428	85,935	3,111	77,553	176,027
3. BROWN	239	91,172	0	8,041	99,452
4. MARINETTE	0	94,935	0	429	95,364
5. DANE	814	66,160	510	17,954	85,438
TOP FIVE AGENCIES WITH PLACE OF PERFORMANCE IN THIS STATE (000)					
1. DEFENSE, DEPARTMENT OF					905,408
2. AGRICULTURE, DEPARTMENT OF					183,544
3. JUSTICE, DEPARTMENT OF					144,913
4. VETERANS AFFAIRS, DEPARTMENT OF					100,988
5. TRANSPORTATION, DEPARTMENT OF					99,483
TOP FIVE CONTRACTING OFFICES LOCATED IN THIS STATE (000)					
VA GREAT LAKES CONTRACT SVC CENTER, MILWAUKEE					147,606
TRANSPORTATION, COAST GUARD, MARINETTE					92,126
ARMY, DIRECTORATE OF CONTRACTING, FORT MCCOY					21,839
ARMY, USPFO FOR WISCONSIN, CAMP DOUGLAS					12,236
AGRICULTURE, FOREST SERVICE, RHINELANDER					6,733
TYPE OF PRODUCT OR SERVICE	SMALL BUSINESS (000)	LARGE BUSINESS (000)	STATE & LOCAL GOV'T (000)	NON- PROFIT & OTHER (000)	TOTAL (000)
CONSTRUCTION	26,592	20,917	0	0	47,509
R & D	11,517	139,843	76	32,306	183,742
SERVICES	62,161	120,022	11,558	14,415	208,156
SUPPLIES & EQUIPMENT	303,604	751,638	28	62,220	1,117,490
TOTAL	403,874	1,032,420	11,662	108,941	1,556,897
TOP CONTRACTORS PERFORMING IN THIS STATE					
CIVILIAN AGENCIES CONTRACTORS	DOLLARS (000)	DEPARTMENT OF DEFENSE CONTRACTORS		DOLLARS (000)	
1. MANITOWOC COMPANY INC THE	93,343	1. OSHKOSH TRUCK CORPORATION		549,627	
2. KRUEGER INTERNATIONAL INC	83,991	2. GENERAL ELECTRIC COMPANY INC		36,599	
3. GENERAL ELECTRIC COMPANY INC	52,661	3. TEXTRON INC		30,283	
4. AKAL SECURITY INC	51,869	4. REINHART FOODSERVICE INC		24,017	
5. DIDION MILLING INC	39,544	5. ALLIANT TECHSYSTEMS INC		19,034	
6. CONAGRA FOODS INC	36,817	6. O R C INDUSTRIES INC		18,563	
7. UNIVERSITY OF WISCONSIN	21,906	7. DERCO HOLDINGS LTD		13,056	
8. BRAUN CORPORATION	21,817	8. CAPE JAMES & SONS COMPANY INC		8,564	
9. LAND O'LAKES INC	20,546	9. AMTEC CORPORATION		7,801	
10. BUSHMAN'S INC	15,353	10. NATIONAL PRESTO INDUSTRIES INC		7,771	

FEDERAL PROCUREMENT DATA SYSTEM  
**FEDERAL PROCUREMENT DOLLARS BY STATE**  
 Fiscal Year 2001 Through Fourth Quarter

**WYOMING**

Population 493,782

Total Procurement By Place of Performance \$177,977

Per Capita Procurement \$360.44

Rank Per Capita 36

Rank Per Capita Last Year 24

TOP FIVE COUNTIES					
NAME OF COUNTIES	CIVILIAN AGENCIES		DEPT OF DEFENSE		TOTAL (000)
	SMALL DIS-ADVANTAGED (000)	OTHER (000)	SMALL-DIS ADVANTAGED (000)	OTHER (000)	
1. LARAMIE	3,562	8,943	13,321	76,337	102,163
2. PARK	259	27,485	0	4	27,748
3. TETON (COUNTY)	739	9,334	188	1,185	11,446
4. ALBANY (COUNTY)	2,288	3,407	707	616	7,018
5. NATRONA (COUNTY)	1,544	3,762	0	1,641	6,947
TOP FIVE AGENCIES WITH PLACE OF PERFORMANCE IN THIS STATE (000)					
1. DEFENSE, DEPARTMENT OF					95,581
2. TRANSPORTATION, DEPARTMENT OF					36,606
3. INTERIOR, DEPARTMENT OF THE					15,403
4. AGRICULTURE, DEPARTMENT OF					9,105
5. GENERAL SERVICES ADMINISTRATION					7,034
TOP FIVE CONTRACTING OFFICES LOCATED IN THIS STATE (000)					
USAF, 90 CONS/LGCW, F E WARREN AFB					34,982
VA MEDICAL CENTER, CHEYENNE					5,927
INTERIOR, PARK SERVICE, GRAND TETON					5,856
INTERIOR, BUREAU OF LAND MGMT, CHEYENNE					3,970
INTERIOR, PARK SERVICE, YELLOWSTONE NATIONAL PARK					2,501
TYPE OF PRODUCT OR SERVICE	SMALL BUSINESS (000)	LARGE BUSINESS (000)	STATE & LOCAL GOV'T (000)	NON-PROFIT & OTHER (000)	TOTAL (000)
CONSTRUCTION	34,982	59,700	0	0	94,682
R & D	697	0	0	2,697	3,394
SERVICES	34,261	14,593	324	3,857	53,035
SUPPLIES & EQUIPMENT	22,701	4,165	0	0	26,866
TOTAL	92,641	78,458	324	6,554	177,977
TOP CONTRACTORS PERFORMING IN THIS STATE					
CIVILIAN AGENCIES CONTRACTORS	DOLLARS (000)	DEPARTMENT OF DEFENSE CONTRACTORS		DOLLARS (000)	
1. H-K CONTRACTORS INC	19,272	1. CADDELL CONSTRUCTION CO INC		27,510	
2. QUANTA SERVICES INC	7,465	2. ASSOCIATED AMERICAN INDUSTRIES		14,864	
3. SHUMAKER TRUCKING & EXCAVATION	2,998	3. TRANSTECs CORPORATION		4,713	
4. PACHECO CORP	2,930	4. TYCO INTERNATIONAL LTD		3,635	
5. UNIVERSITY OF WYOMING	2,697	5. WASHINGTON GROUP INTL		3,407	
6. HAWKINS & POWERS AVIATION INC	2,426	6. URS CORPORATION		3,347	
7. HIGH POWER INC	2,343	7. XCEL ENERGY INC		2,574	
8. UNICOVER CORPORATION	2,185	8. GROWLING BEAR COMPANY INC		2,132	
9. NU-WAY INC	2,157	9. CH2M HILL COMPANIES LTD		1,834	
10. FEDERAL SERVICES INC	2,030	10. SLETTEN INC		1,621	